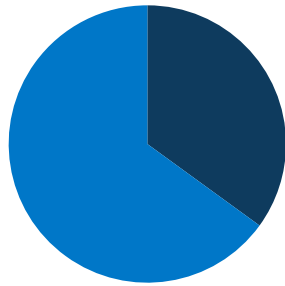
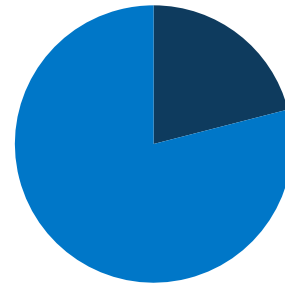


6.9 million
total AZ population



35%
of AZ
population is
low-income
(<200% FPL)



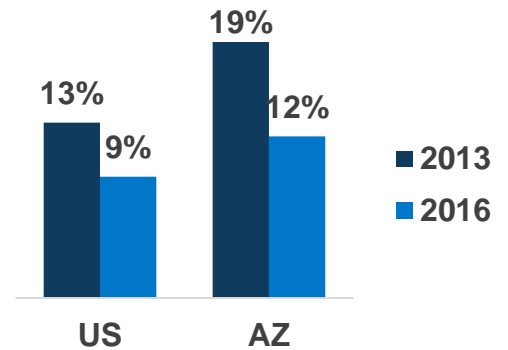
21%
of AZ
population is
covered by
Medicaid/CHIP

**AZ Expansion
Status:
Adopted**

**Adults in
Expansion Group:
426,000**



Uninsured Rates



In AZ, Medicaid Covers:

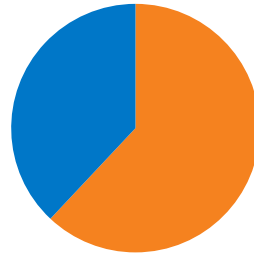
1 in 6 adults,
ages 19-64

3 in 8 children

**3 in 5 nursing
home residents**

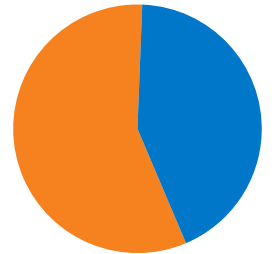
**1 in 2 individuals
with disabilities**

**1 in 6 Medicare
beneficiaries**



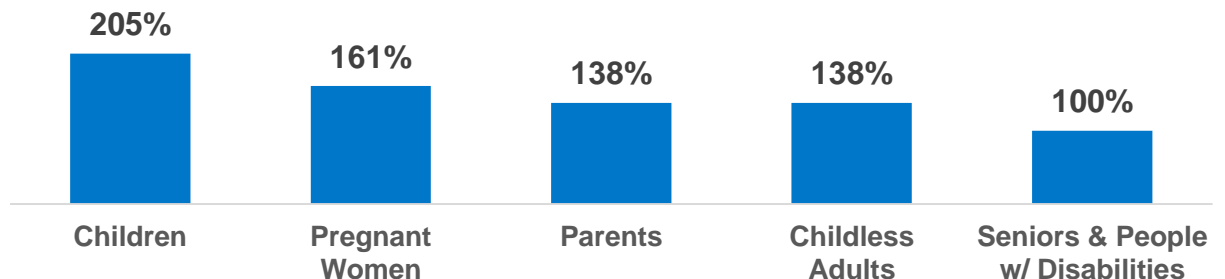
62%
of adult Medicaid enrollees
are working in AZ

57%
of children with special
health care needs are
covered by Medicaid in AZ

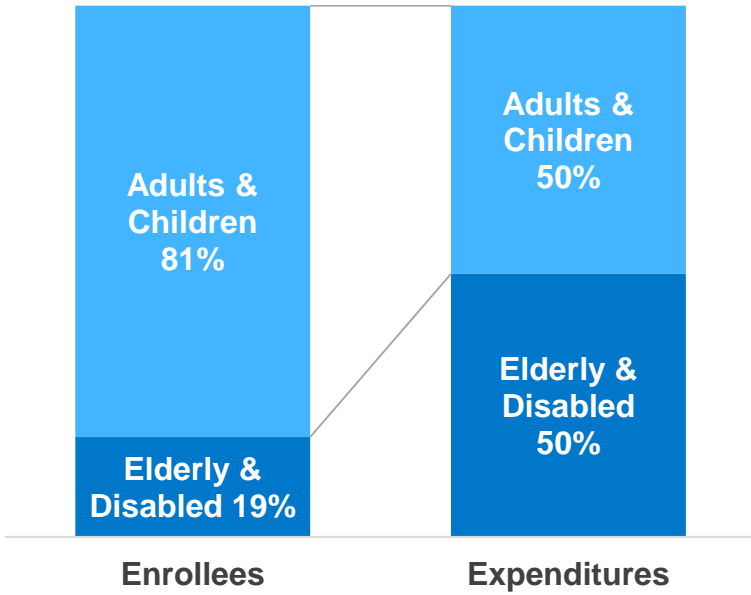


100% of FPL: \$20,780 for a family of three; \$12,140 for an individual

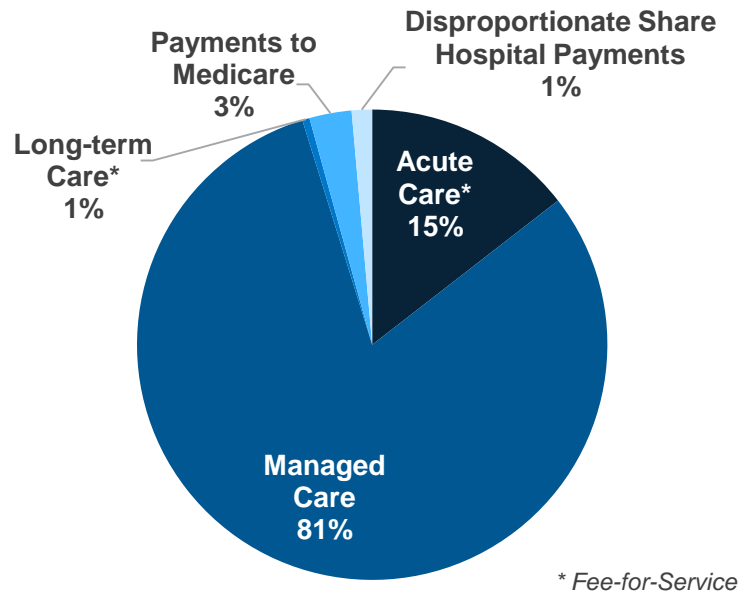
**AZ
Median
Eligibility
Levels**
(as a % of FPL)



AZ Medicaid Enrollees & Expenditures



Total AZ Medicaid Spending by Service: \$11.8 Billion



Nationally Medicaid Pays For:

\$\$\$\$\$\$\$

1 in 6 dollars in the health care system

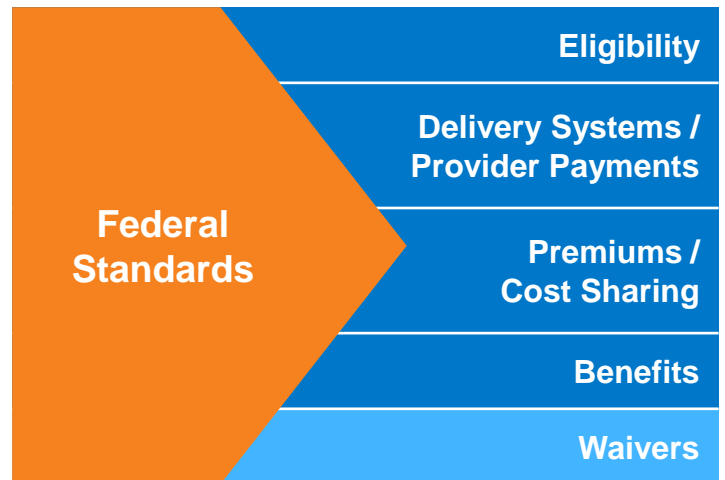
\$\$\$

>1 in 3 dollars to safety-net hospitals and health centers

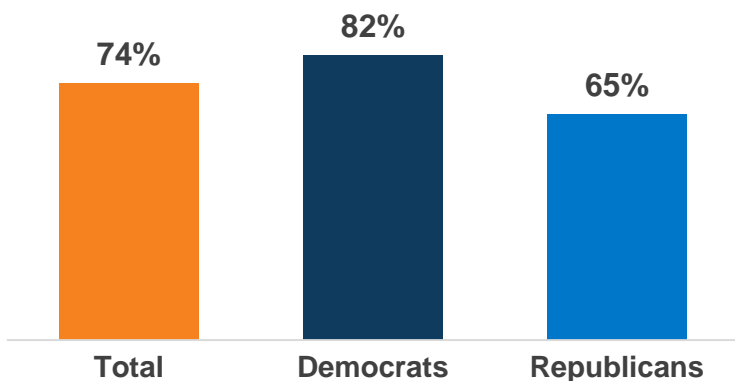
\$\$

1 in 2 dollars on long-term care

States Have Flexibility in Their Medicaid Design



National Share of Those that Hold Favorable Views of Medicaid



National Access & Satisfaction Measures

