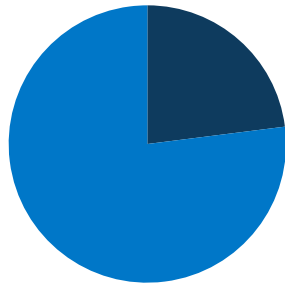
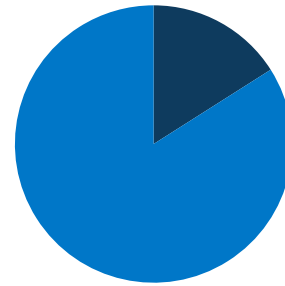


**5.5 million**  
total CO population



**23%**  
of CO population is low-income (<200% FPL)



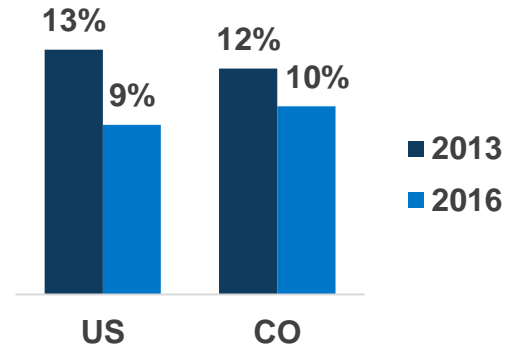
**16%**  
of CO population is covered by Medicaid/CHIP

**CO Expansion Status:**  
*Adopted*

**Adults in Expansion Group:**  
**451,000**



## Uninsured Rates



## In CO, Medicaid Covers:



**1 in 8 adults,**  
ages 19-64



**3 in 10 children**



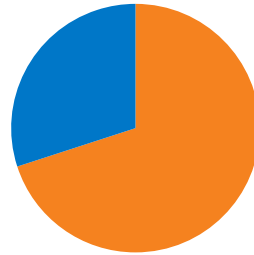
**3 in 5 nursing home residents**



**3 in 7 individuals with disabilities**

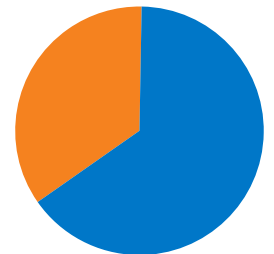


**1 in 7 Medicare beneficiaries**



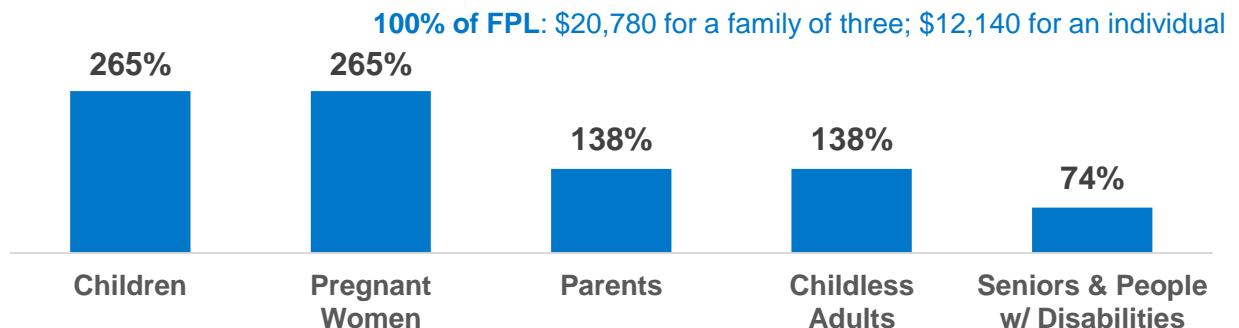
**70%**  
of adult Medicaid enrollees are working in CO

**35%**  
of children with special health care needs are covered by Medicaid in CO

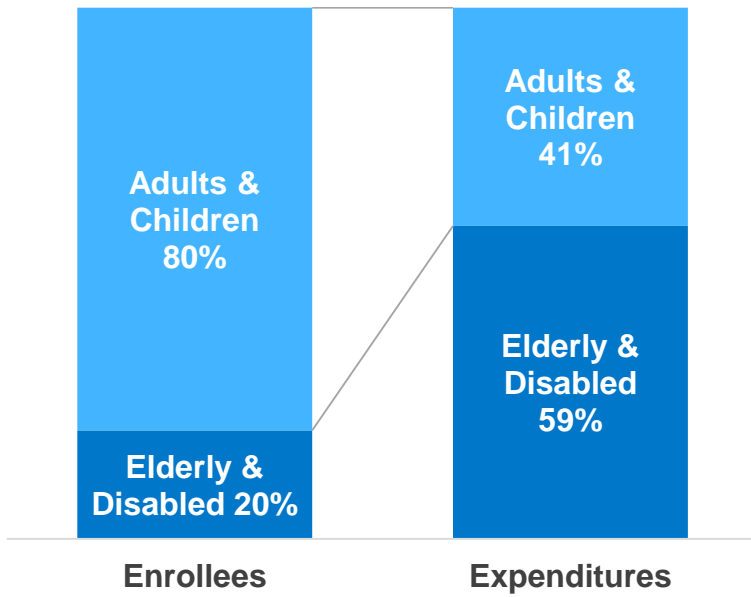


## CO Median Eligibility Levels

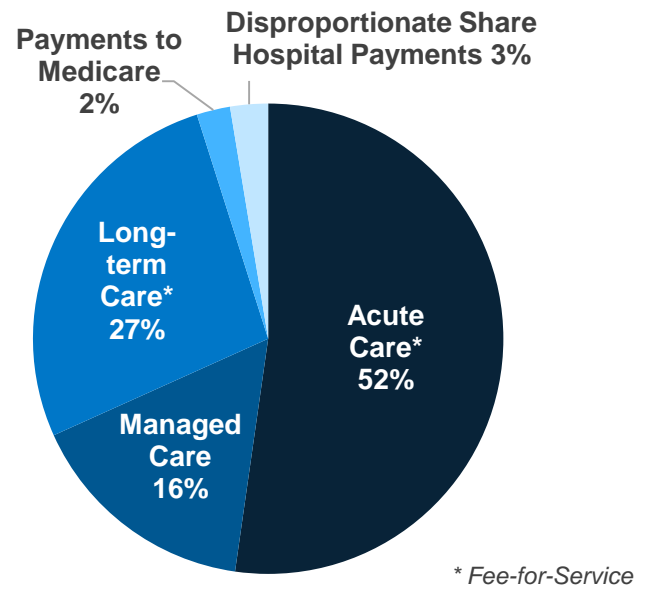
(as a % of FPL)



## CO Medicaid Enrollees & Expenditures



## Total CO Medicaid Spending by Service: \$7.9 Billion



## Nationally Medicaid Pays For:

\$\$\$\$\$\$\$

1 in 6 dollars in the health care system

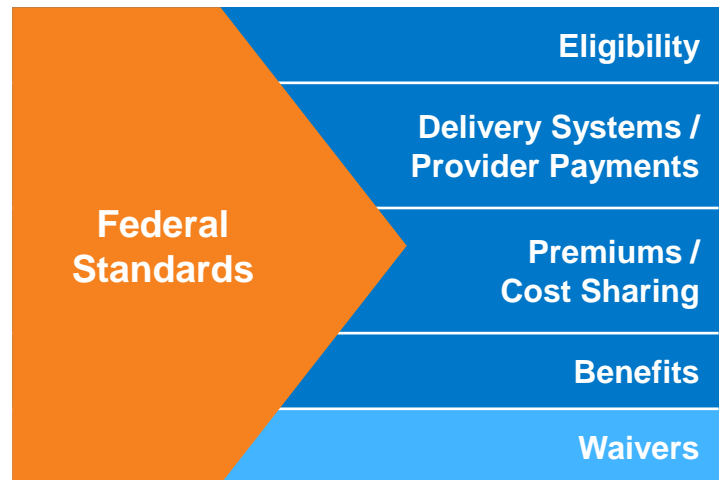
\$\$\$

>1 in 3 dollars to safety-net hospitals and health centers

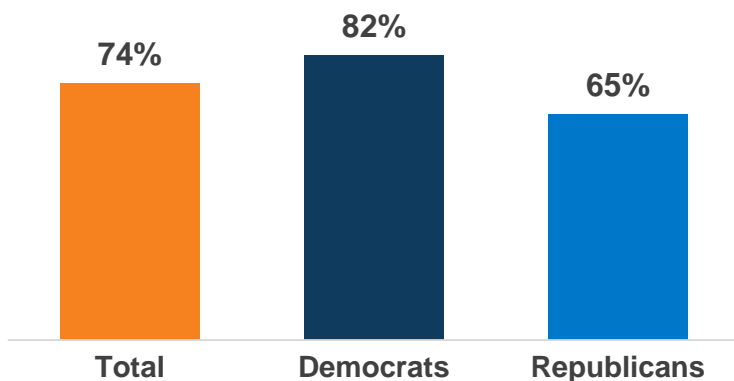
\$\$

1 in 2 dollars on long-term care

## States Have Flexibility in Their Medicaid Design



## National Share of Those that Hold Favorable Views of Medicaid



## National Access & Satisfaction Measures

