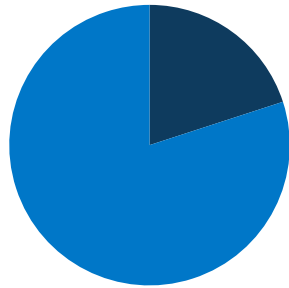
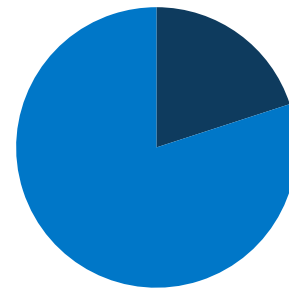


3.5 million
total CT population



20%
of CT population is low-income (<200% FPL)



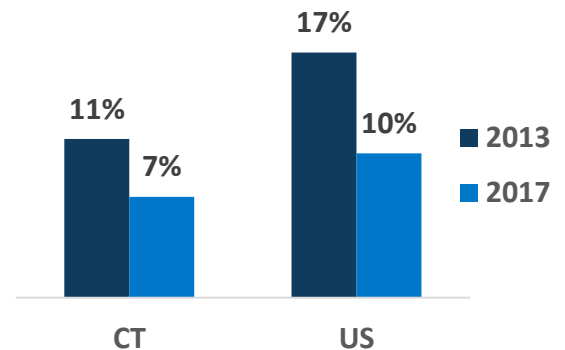
20%
of CT population is covered by Medicaid/CHIP

CT Expansion Status:
Adopted

Adults in Expansion Group:
231,200



Uninsured Rates



In CT, Medicaid Covers:



1 in 6 adults,
ages 19-64



1 in 3 children



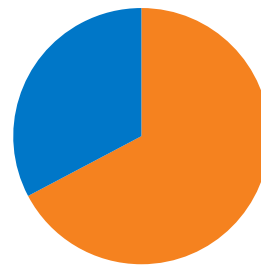
2 in 3 nursing home residents



3 in 8 individuals with disabilities



1 in 4 Medicare beneficiaries



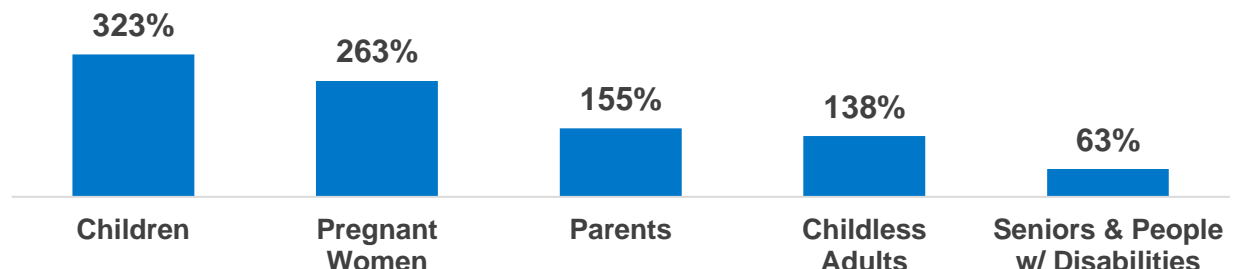
67%
of adult Medicaid enrollees are working in CT

45%
of children with special health care needs are covered by Medicaid in CT

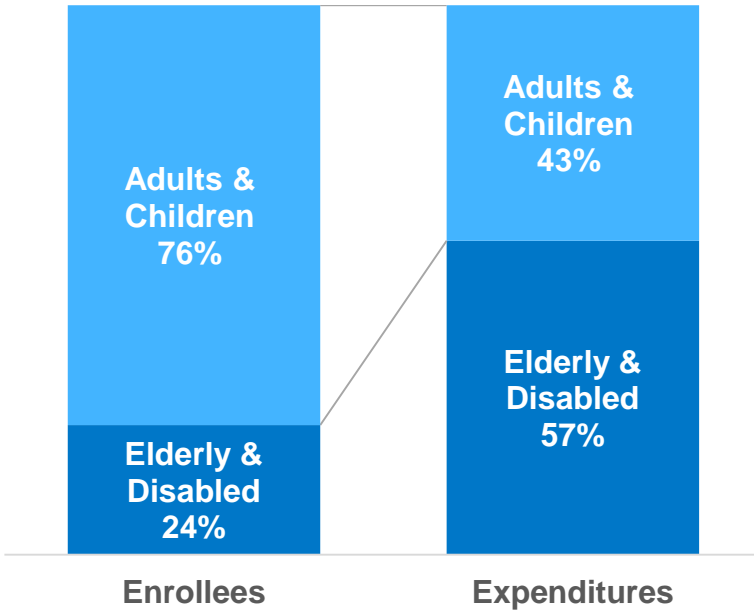


100% of FPL: \$21,330 for a family of three; \$12,490 for an individual

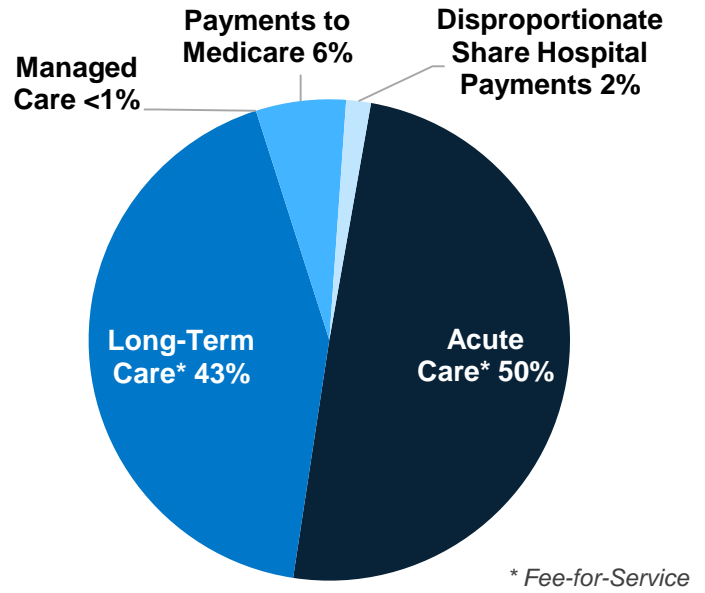
CT Eligibility Levels (as a % of FPL)



CT Medicaid Enrollees & Expenditures



Total CT Medicaid Spending by Service: \$8.0 Billion



Nationally Medicaid Pays For:

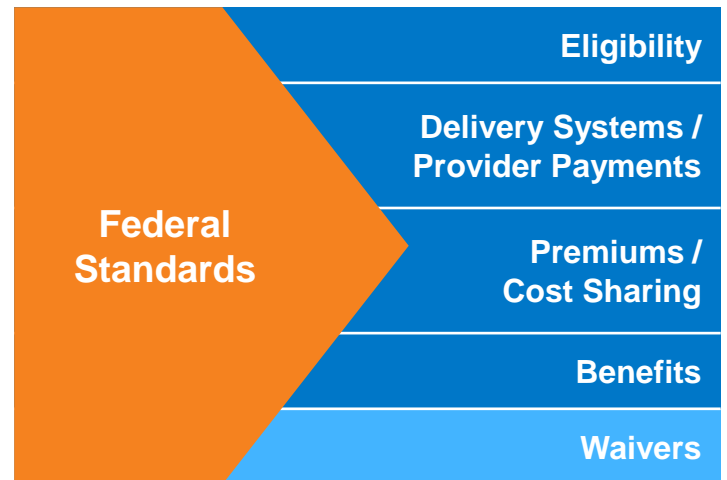


1 in 6 dollars in the health care system

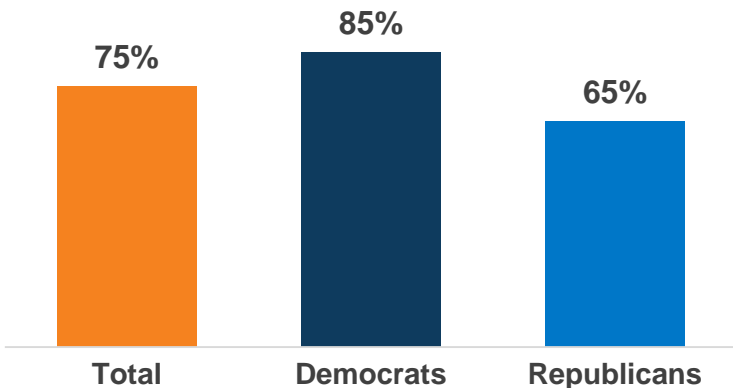


1 in 2 dollars on long-term services and supports

States Have Flexibility in Their Medicaid Design



National Share of Those that Hold Favorable Views of Medicaid



National Access & Satisfaction Measures

