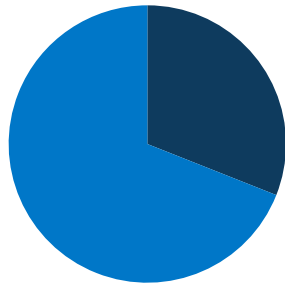
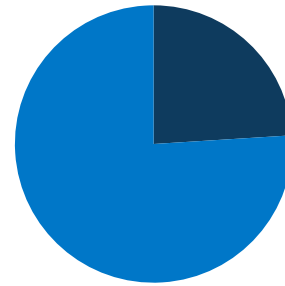


685,800
total DC population



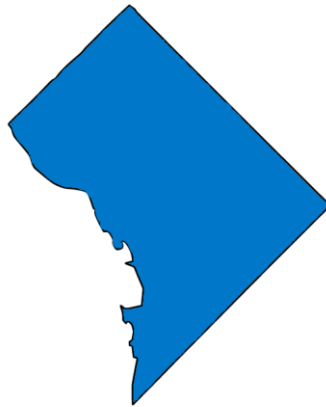
31%
of DC
population is
low-income
($<200\%$ FPL)



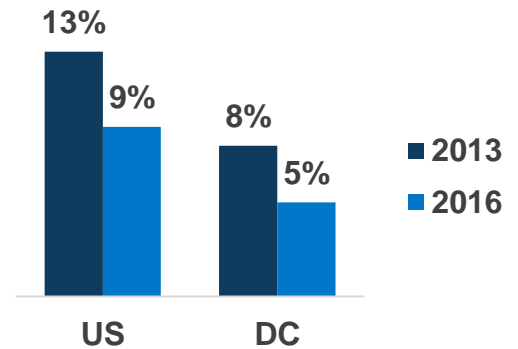
24%
of DC
population is
covered by
Medicaid/CHIP

**DC Expansion
Status:
Adopted**

**Adults in
Expansion Group:
122,000**



Uninsured Rates



In DC, Medicaid Covers:

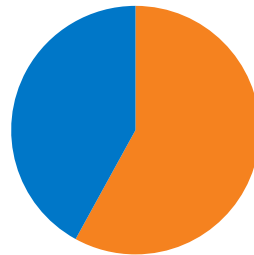
2 in 9 adults,
ages 19-64

2 in 5 children

**4 in 5 nursing
home residents**

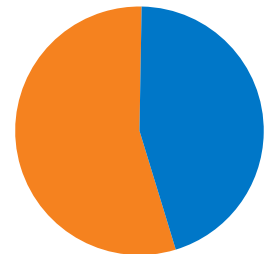
**5 in 8 individuals
with disabilities**

**1 in 3 Medicare
beneficiaries**



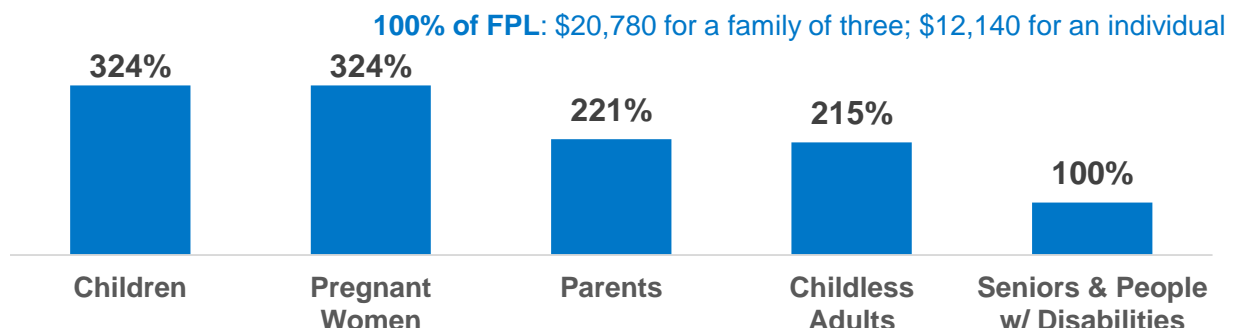
58%
of adult Medicaid enrollees
are working in DC

55%
of children with special
health care needs are
covered by Medicaid in DC

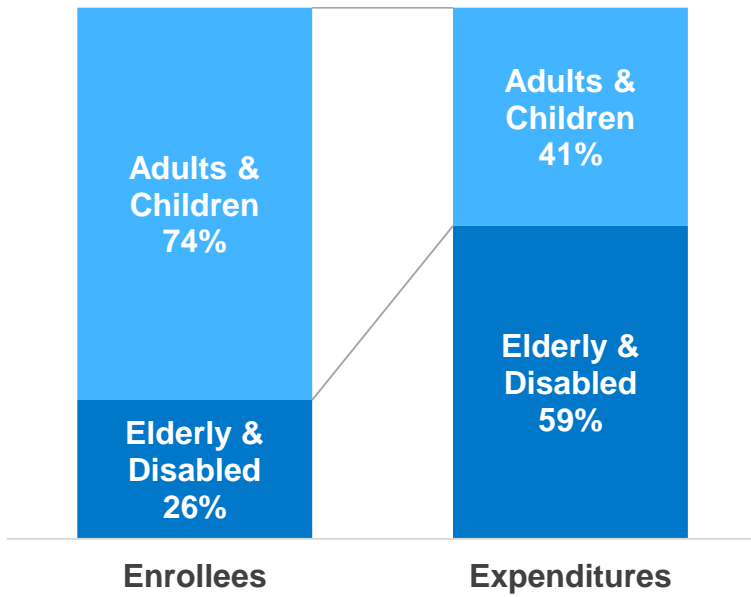


DC Median Eligibility Levels

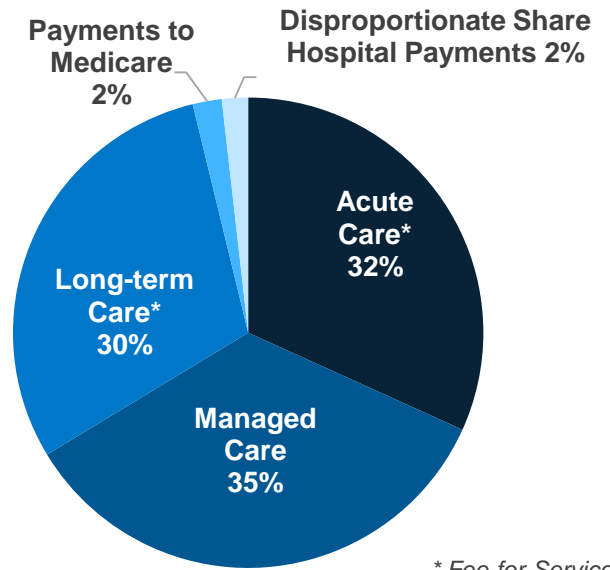
(as a % of FPL)



DC Medicaid Enrollees & Expenditures



Total DC Medicaid Spending by Service: \$2.8 Billion



* Fee-for-Service

Nationally Medicaid Pays For:

\$\$\$\$\$\$\$

1 in 6 dollars in the health care system

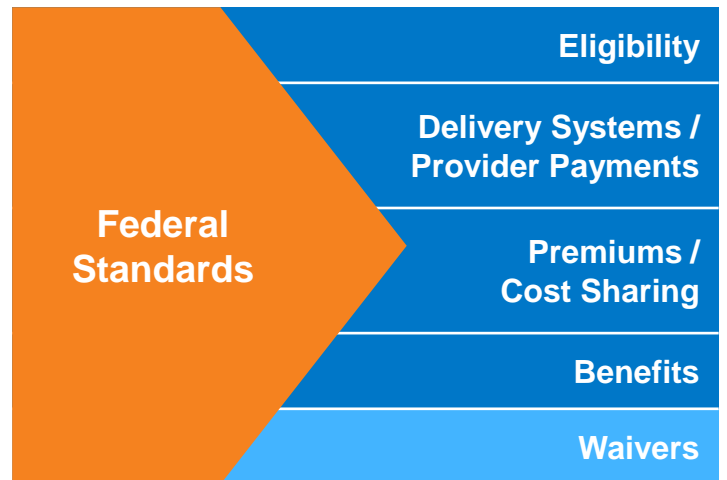
\$\$\$

>1 in 3 dollars to safety-net hospitals and health centers

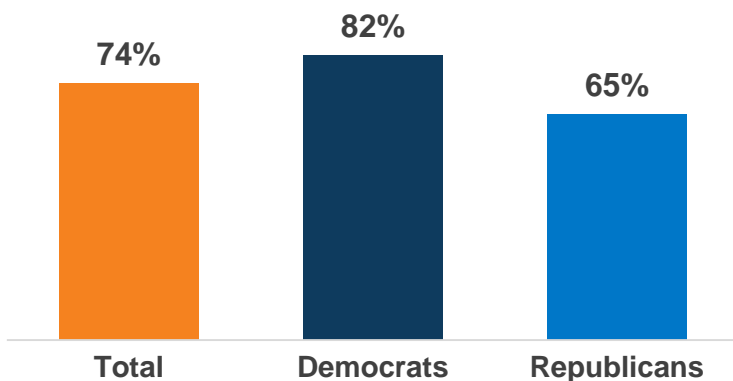
\$\$

1 in 2 dollars on long-term care

States Have Flexibility in Their Medicaid Design



National Share of Those that Hold Favorable Views of Medicaid



National Access & Satisfaction Measures

