

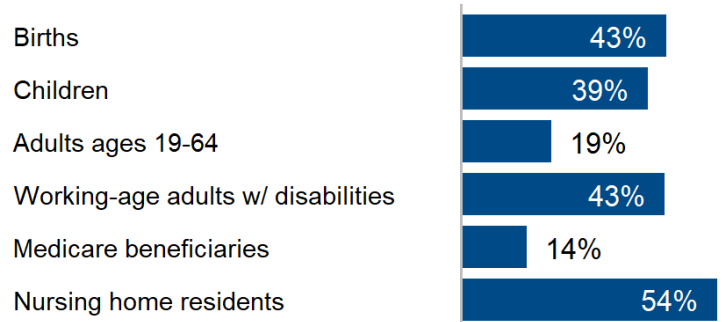
237,000 children and adults are enrolled in Delaware Medicaid

Among all Medicaid enrollees in Delaware:

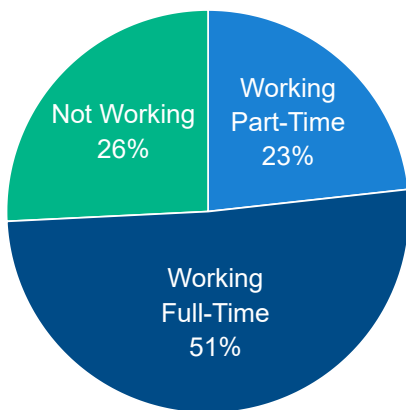
- 3 in 8 (37%)** are children
- 1 in 6 (17%)** live in a rural area
- 1 in 5 (19%)** have three or more chronic conditions

DE expansion status: **Adopted** Adults in expansion group: **70,000**

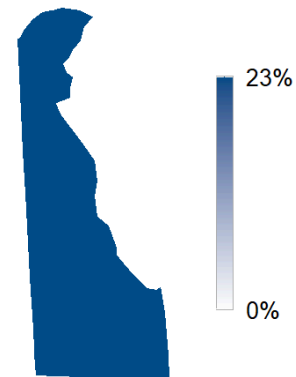
In Delaware, Medicaid covers...



A majority (74%) of Medicaid adults are working in Delaware

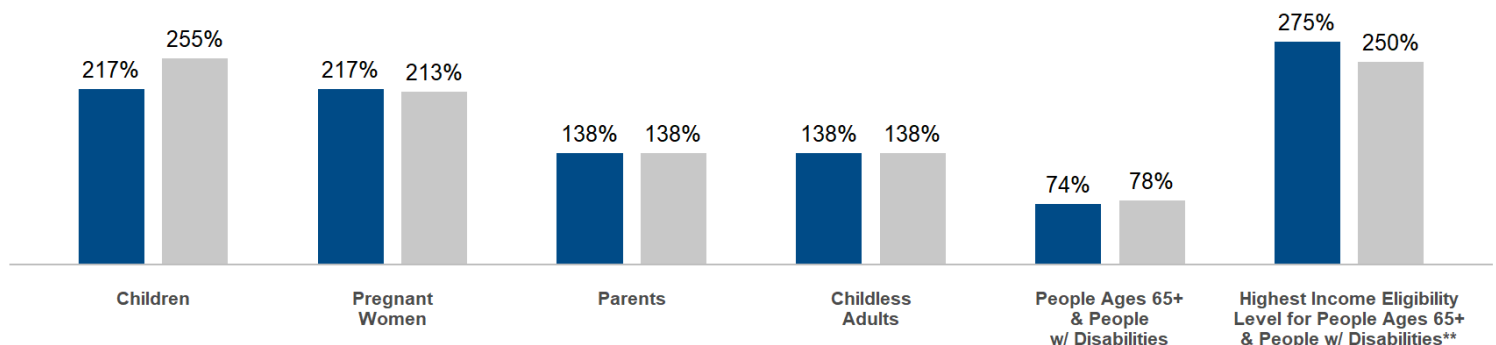


Medicaid covers 23% of people in DE's only congressional district



Medicaid eligibility limits as a percent of the federal poverty level (FPL)*

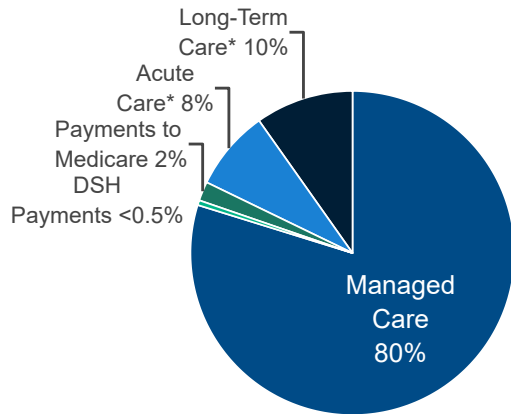
■ Delaware ■ U.S. Median



*The FPL in 2025 is \$26,650 for a family of three and \$15,650 for an individual.

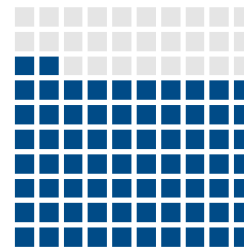
**To qualify for Medicaid at the higher income eligibility levels, individuals must meet requirements for the buy-in program for working age people with disabilities.

Total Medicaid spending in Delaware is \$3.3 billion



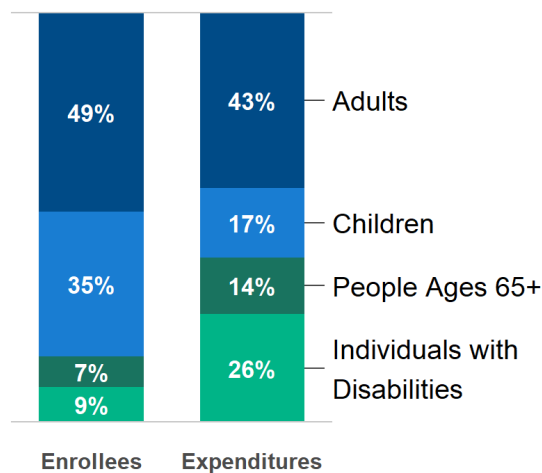
*Fee-for-Service

Financing for Medicaid is shared by states and the federal government; Delaware receives \$2.4 billion in federal Medicaid funding



Federal funding is 72% of total Medicaid spending in Delaware

In Delaware Medicaid, people ages 65+ and people with disabilities are 16% of enrollees but account for 40% of spending

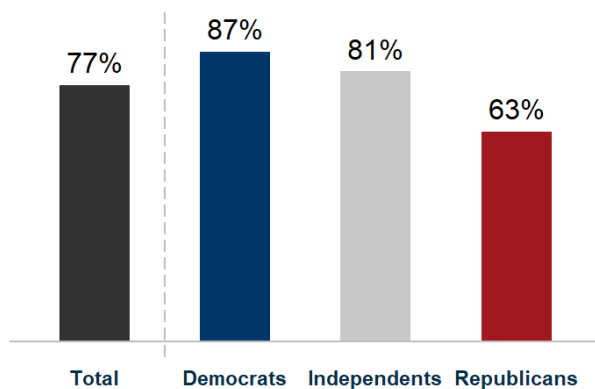


Per enrollee Medicaid spending is higher for individuals receiving home care

	Home care	Institutional care
Per-enrollee spending	\$62,954	\$55,280
Number of enrollees	11,300	3,800
People on waiting lists*	N/A	

*A waiting list includes people who are interested in, but are not receiving, home care.

Most Americans hold favorable views of Medicaid



Nationally, access to care is similar for adults with Medicaid and private insurance

