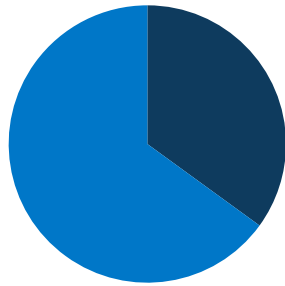
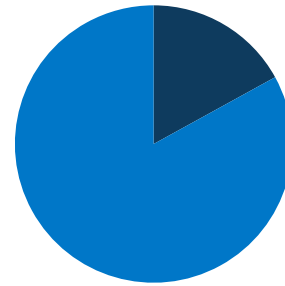


10.3 million
total GA population



35%
of GA population is low-income (<200% FPL)



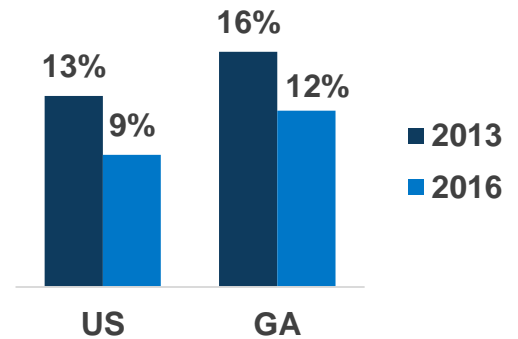
17%
of GA population is covered by Medicaid/CHIP

GA Expansion Status:
Not Adopted

Adults in Coverage Gap:
240,000



Uninsured Rates



In GA, Medicaid Covers:

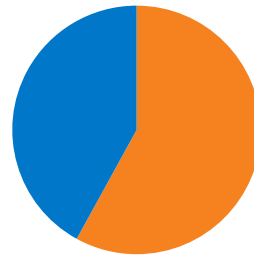
1 in 12 adults, ages 19-64

2 in 5 children

5 in 7 nursing home residents

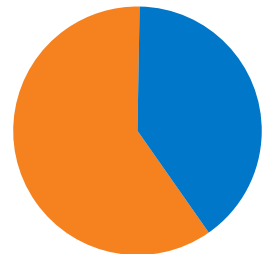
3 in 8 individuals with disabilities

1 in 5 Medicare beneficiaries



58%
of adult Medicaid enrollees are working in GA

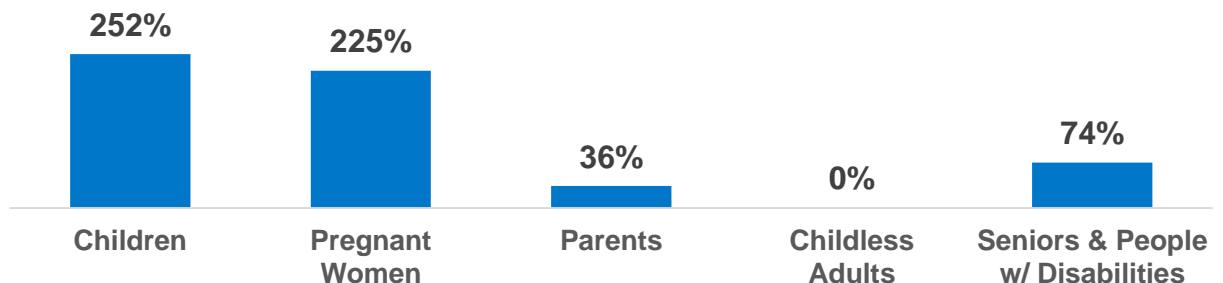
60%
of children with special health care needs are covered by Medicaid in GA



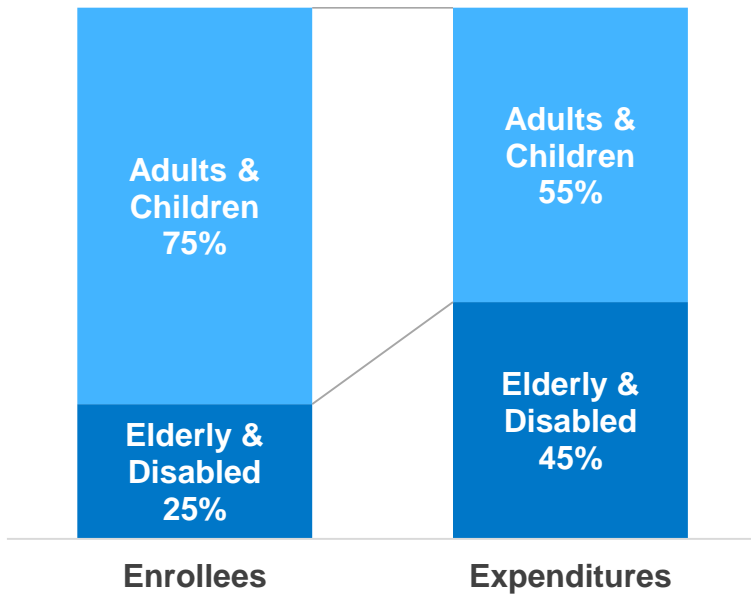
100% of FPL: \$20,780 for a family of three; \$12,140 for an individual

GA Median Eligibility Levels

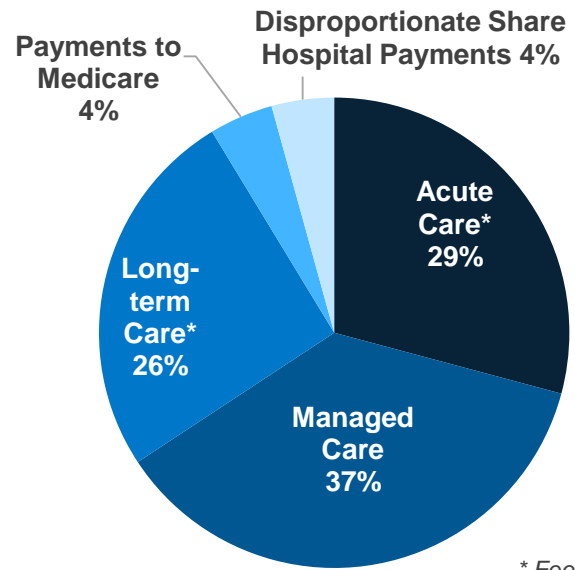
(as a % of FPL)



GA Medicaid Enrollees & Expenditures



Total GA Medicaid Spending by Service: \$10.2 Billion



* Fee-for-Service

Nationally Medicaid Pays For:

\$\$\$\$\$\$\$

1 in 6 dollars in the health care system

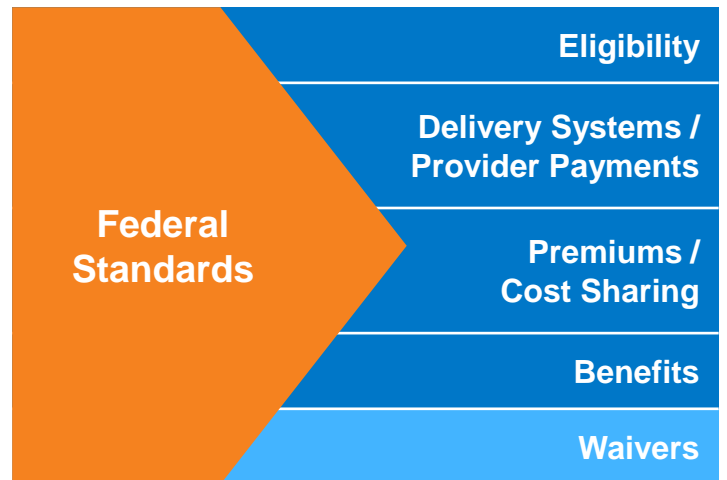
\$\$\$

>1 in 3 dollars to safety-net hospitals and health centers

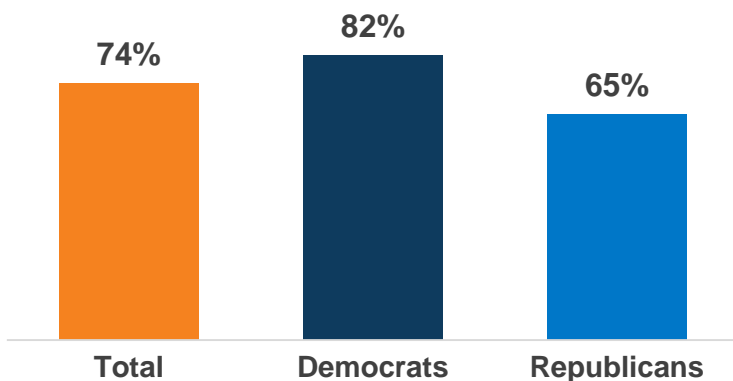
\$\$

1 in 2 dollars on long-term care

States Have Flexibility in Their Medicaid Design



National Share of Those that Hold Favorable Views of Medicaid



National Access & Satisfaction Measures

