

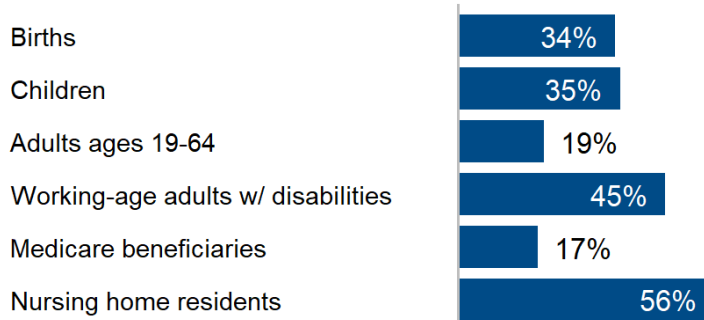
**441,000** children and adults are enrolled in Hawaii Medicaid

## Among all Medicaid enrollees in Hawaii:

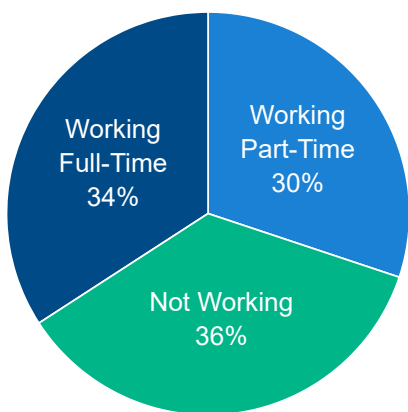
- 3 in 10 (33%)** are children
- 3 in 10 (33%)** live in a rural area
- 1 in 8 (12%)** have three or more chronic conditions

HI expansion status: **Adopted**      Adults in expansion group: **156,000**

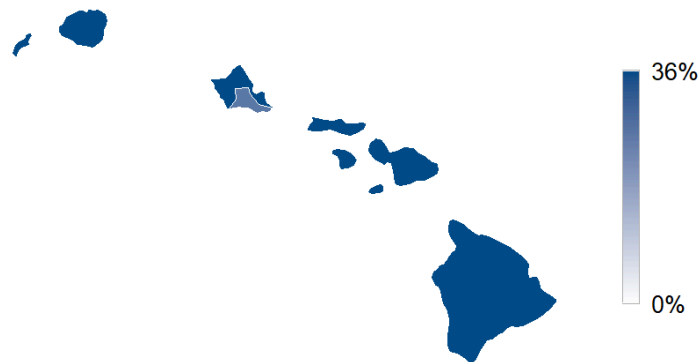
## In Hawaii, Medicaid covers...



## A majority (64%) of Medicaid adults are working in Hawaii

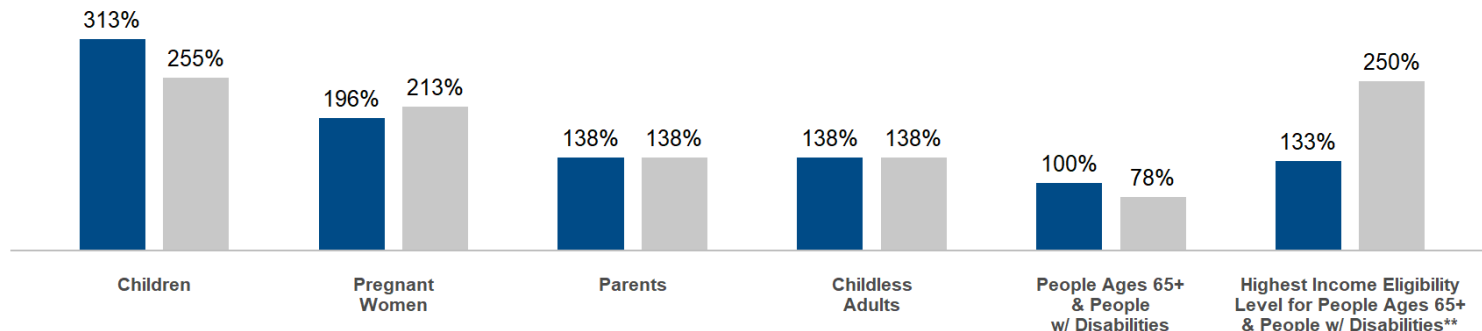


## Medicaid covers from 26% to 36% of people in HI's congressional districts



## Medicaid eligibility limits as a percent of the federal poverty level (FPL)\*

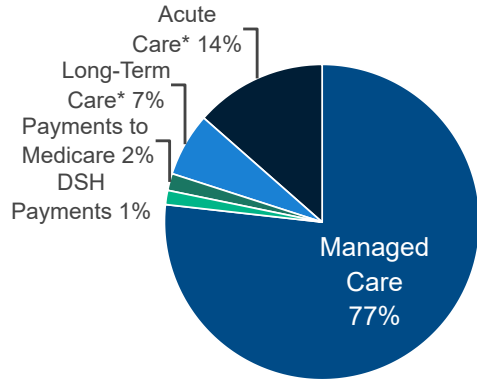
■ Hawaii    ■ U.S. Median



\*The FPL in 2025 is \$26,650 for a family of three and \$15,650 for an individual.

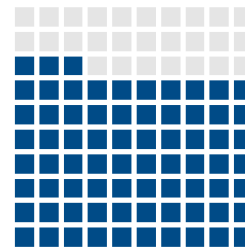
\*\*To qualify for Medicaid at the higher income eligibility levels, individuals must meet requirements for the buy-in program for working age people with disabilities.

**Total Medicaid spending in Hawaii is \$3 billion**



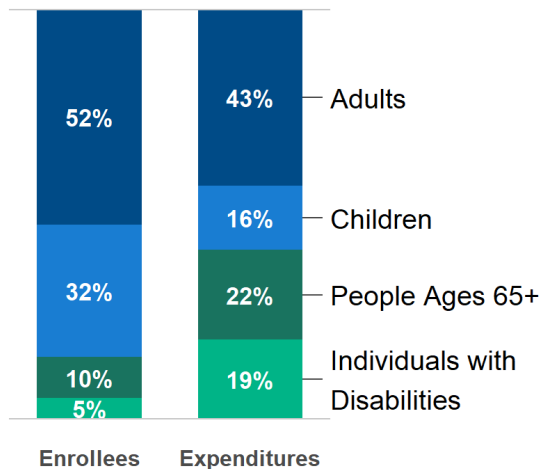
\*Fee-for-Service

**Financing for Medicaid is shared by states and the federal government; Hawaii receives \$2.2 billion in federal Medicaid funding**



Federal funding is 73% of total Medicaid spending in Hawaii

**In Hawaii Medicaid, people ages 65+ and people with disabilities are 15% of enrollees but account for 41% of spending**

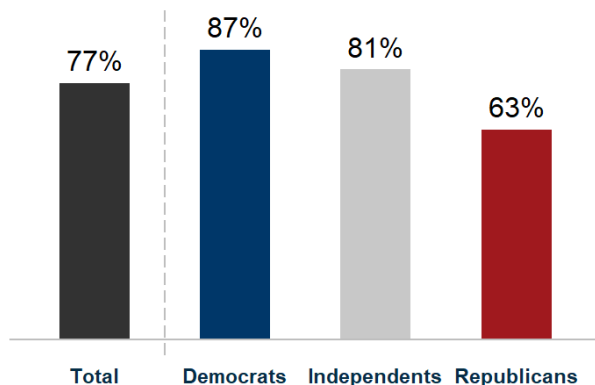


**Per enrollee Medicaid spending is higher for individuals receiving home care**

	Home care	Institutional care
Per-enrollee spending	\$23,654	\$18,312
Number of enrollees	21,500	3,700
People on waiting lists*	N/A	

\*A waiting list includes people who are interested in, but are not receiving, home care.

**Most Americans hold favorable views of Medicaid**



**Nationally, access to care is similar for adults with Medicaid and private insurance**

