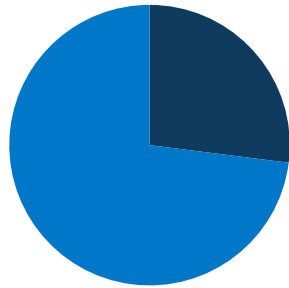
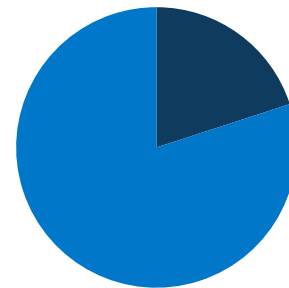


**12.5 million**  
total IL population



**27%**  
of IL population is low-income (<200% FPL)



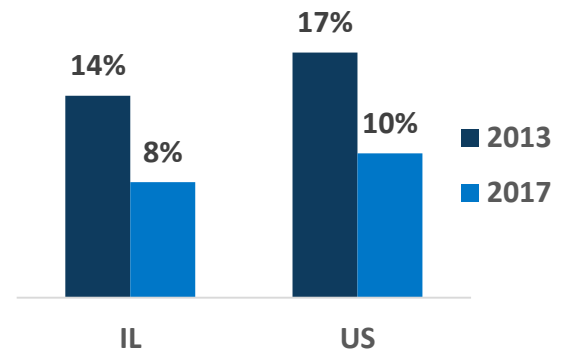
**20%**  
of IL population is covered by Medicaid/CHIP

**IL Expansion Status:**  
*Adopted*

**Adults in Expansion Group:**  
**700,700**



## Uninsured Rates



## In IL, Medicaid Covers:



**1 in 7 adults, ages 19-64**



**3 in 8 children**



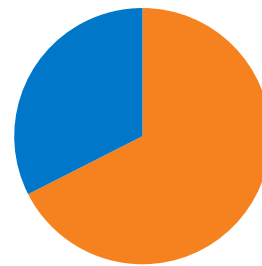
**4 in 7 nursing home residents**



**1 in 3 individuals with disabilities**

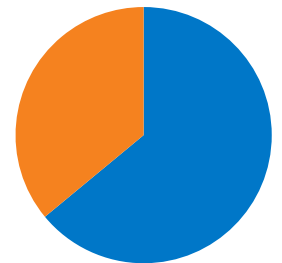


**1 in 6 Medicare beneficiaries**



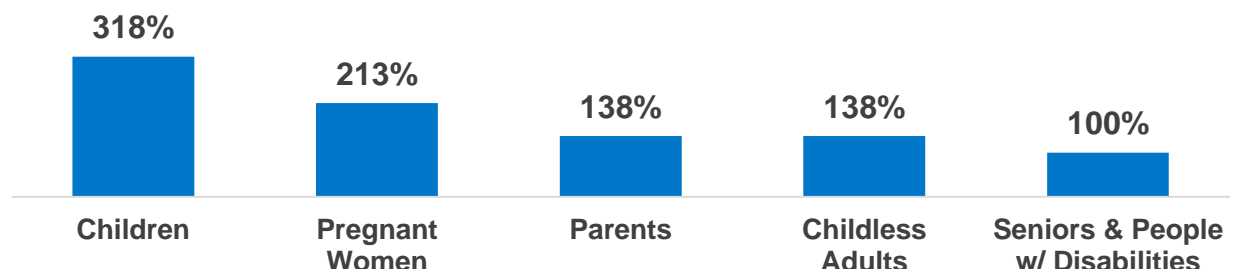
**68%**  
of adult Medicaid enrollees are working in IL

**36%**  
of children with special health care needs are covered by Medicaid in IL

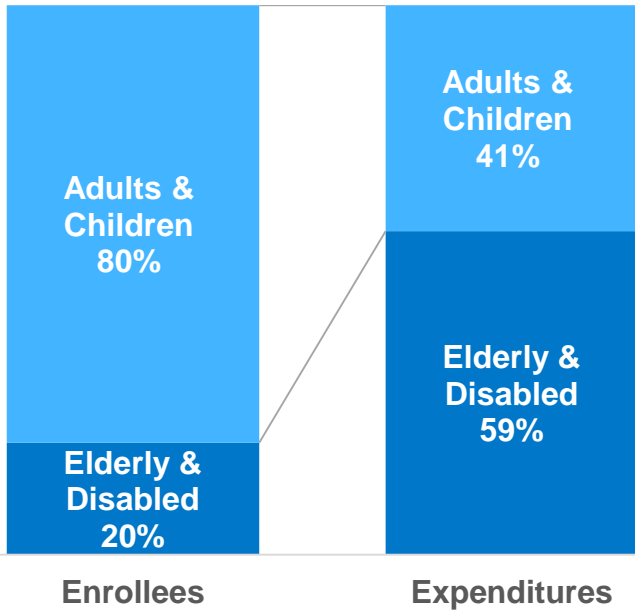


**100% of FPL: \$21,330 for a family of three; \$12,490 for an individual**

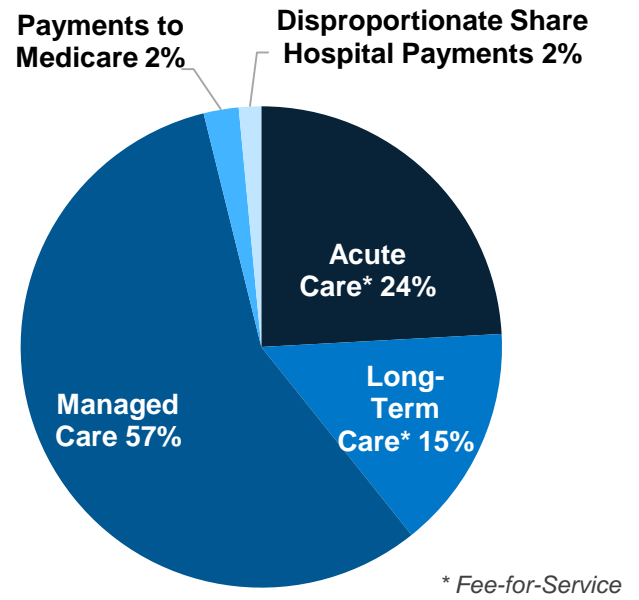
**IL Eligibility Levels**  
(as a % of FPL)



## IL Medicaid Enrollees & Expenditures



## Total IL Medicaid Spending by Service: \$22.3 Billion



## Nationally Medicaid Pays For:

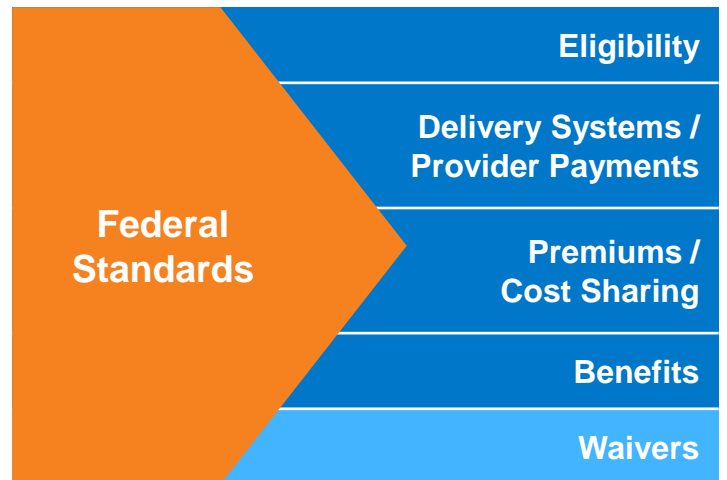


1 in 6 dollars in the health care system

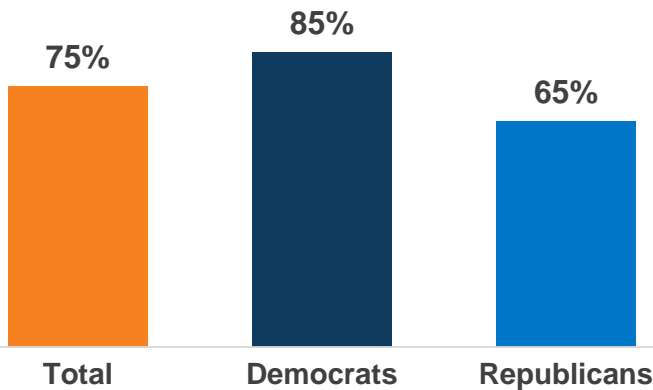


1 in 2 dollars on long-term services and supports

## States Have Flexibility in Their Medicaid Design



## National Share of Those that Hold Favorable Views of Medicaid



## National Access & Satisfaction Measures

