

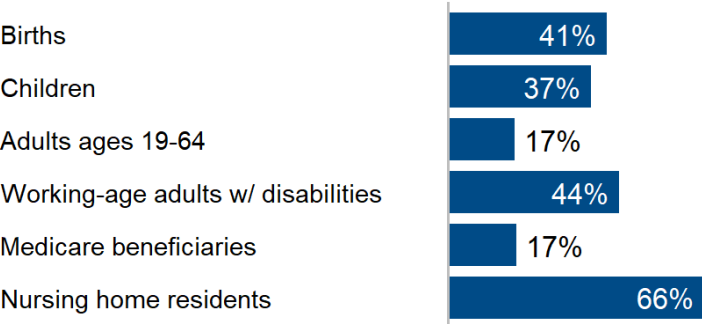
1,833,000 children and adults are enrolled in Indiana Medicaid

Among all Medicaid enrollees in Indiana:

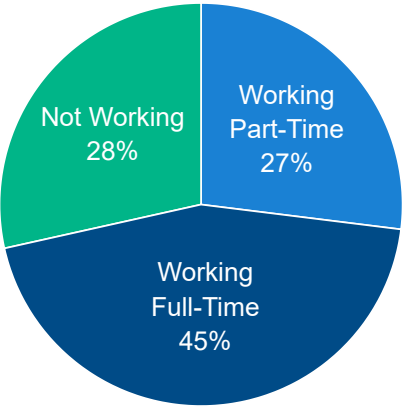
- 2 in 5 (39%) are children
- 1 in 4 (23%) live in a rural area
- 1 in 9 (11%) have three or more chronic conditions

IN expansion status: Adopted
Adults in expansion group: 569,000

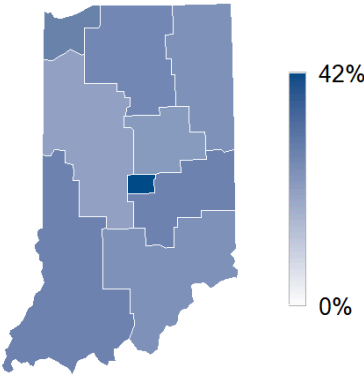
In Indiana, Medicaid covers...



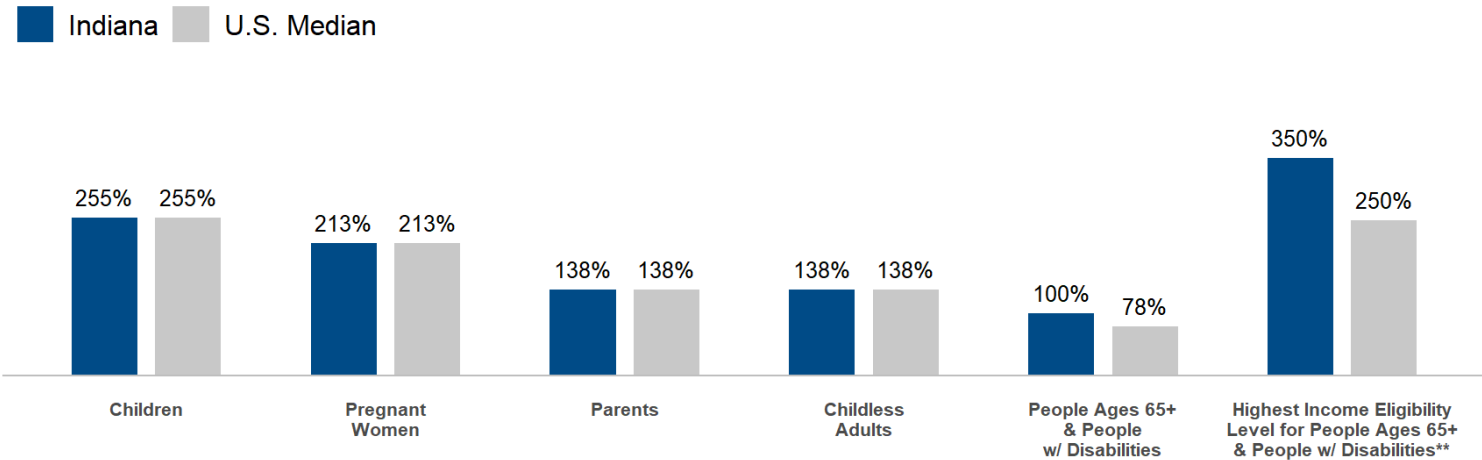
A majority (72%) of Medicaid adults are working in Indiana



Medicaid covers from 20% to 42% of people in IN's congressional districts

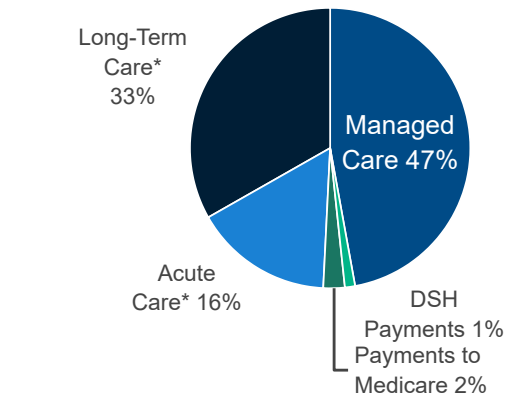


Medicaid eligibility limits as a percent of the federal poverty level (FPL)*




*The FPL in 2025 is \$26,650 for a family of three and \$15,650 for an individual.
**To qualify for Medicaid at the higher income eligibility levels, individuals must meet requirements for the buy-in program for working age people with disabilities.

Total Medicaid spending in Indiana is \$17.3 billion



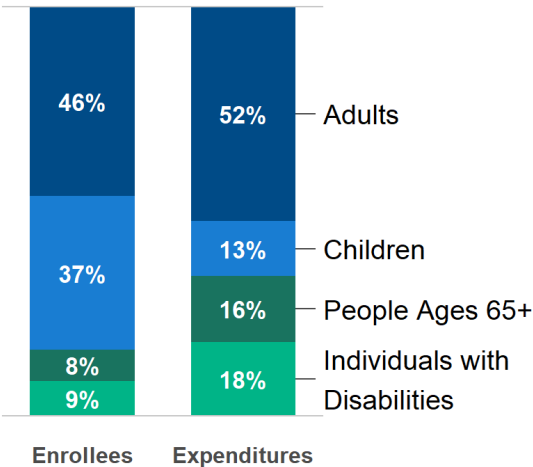
*Fee-for-Service

Financing for Medicaid is shared by states and the federal government; Indiana receives \$13.1 billion in federal Medicaid funding



Federal funding is 75% of total Medicaid spending in Indiana

In Indiana Medicaid, people ages 65+ and people with disabilities are 17% of enrollees but account for 34% of spending

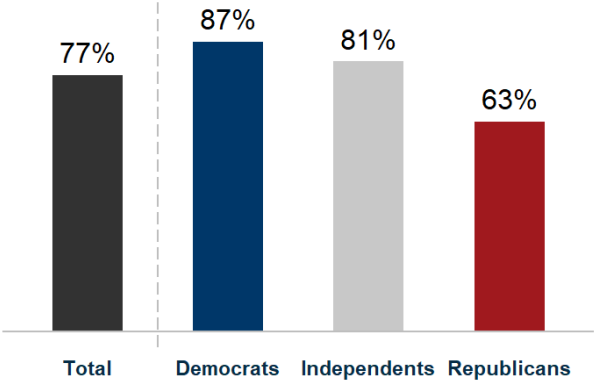


Per enrollee Medicaid spending is higher for individuals receiving institutional care

	Home care	Institutional care
Per-enrollee spending	\$34,736	\$56,821
Number of enrollees	73,500	41,800
People on waiting lists*	5,186	

*A waiting list includes people who are interested in, but are not receiving, home care.

Most Americans hold favorable views of Medicaid



Nationally, access to care is similar for adults with Medicaid and private insurance

