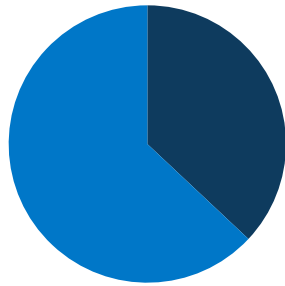
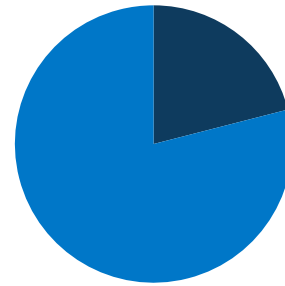


4.4 million
total KY population



37%
of KY
population is
low-income
(<200% FPL)



21%
of KY
population is
covered by
Medicaid/CHIP

KY Expansion

Status:

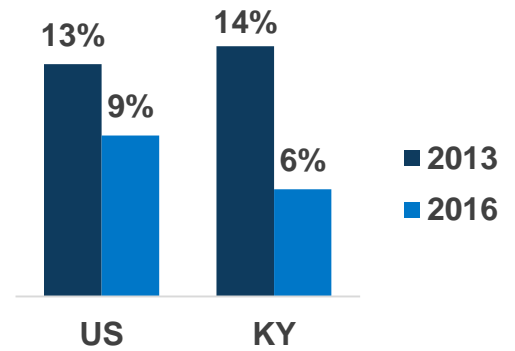
Adopted

Adults in
Expansion Group:

462,000



Uninsured Rates



In KY, Medicaid Covers:



1 in 6 adults,
ages 19-64



2 in 5 children



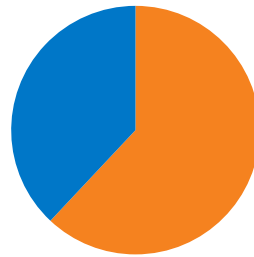
**2 in 3 nursing
home residents**



**1 in 2 individuals
with disabilities**



**1 in 5 Medicare
beneficiaries**

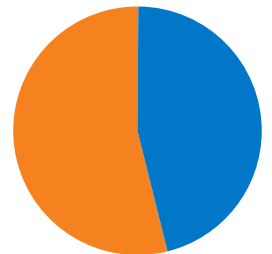


62%

of adult Medicaid enrollees
are working in KY

54%

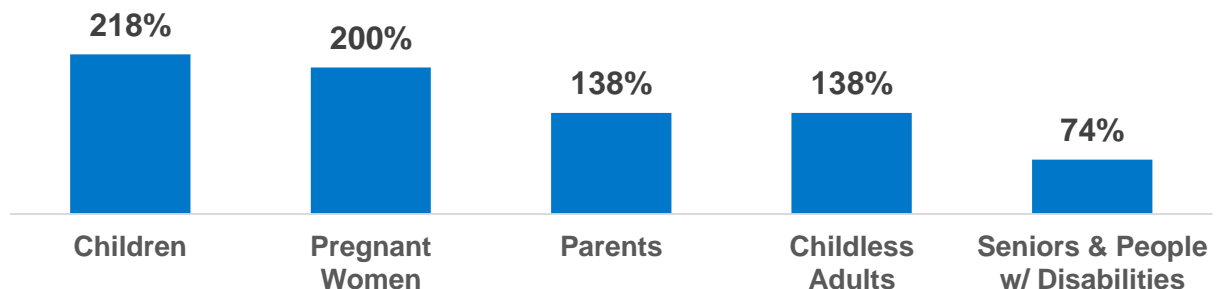
of children with special
health care needs are
covered by Medicaid in KY



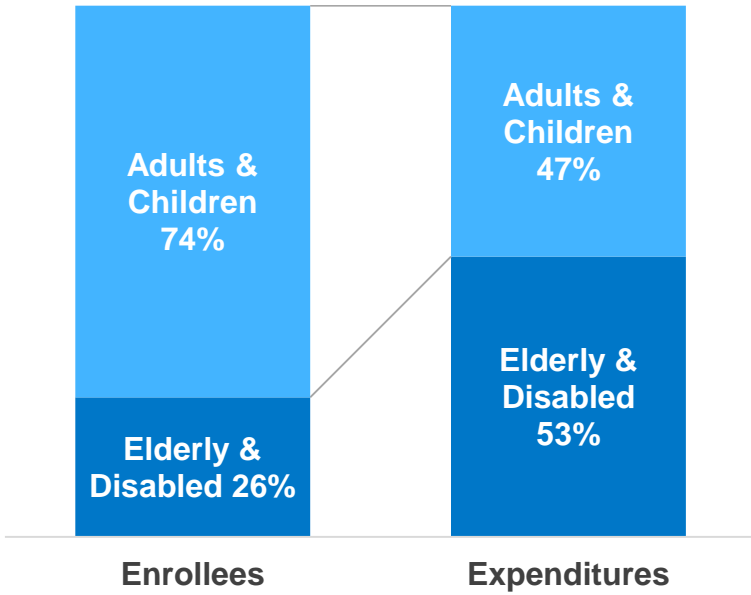
100% of FPL: \$20,780 for a family of three; \$12,140 for an individual

KY Median Eligibility Levels

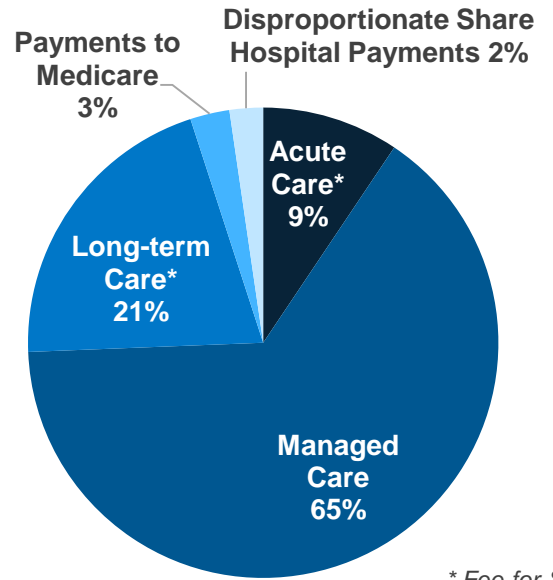
(as a % of FPL)



KY Medicaid Enrollees & Expenditures



Total KY Medicaid Spending by Service: \$9.6 Billion



* Fee-for-Service

Nationally Medicaid Pays For:

\$\$\$\$\$\$\$

1 in 6 dollars in the health care system

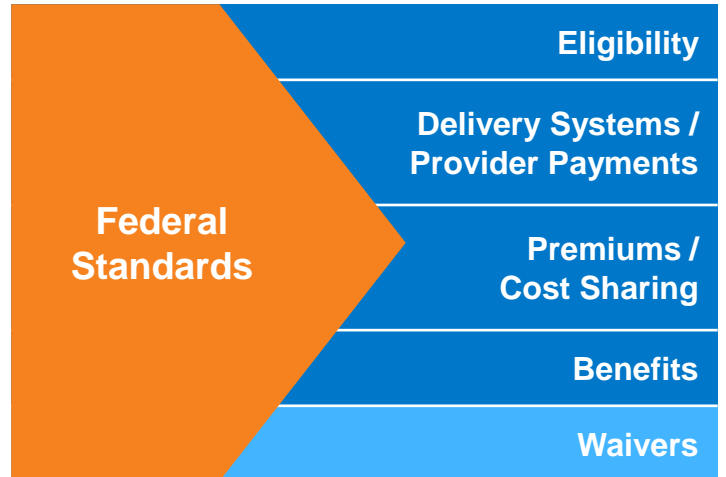
\$\$\$

>1 in 3 dollars to safety-net hospitals and health centers

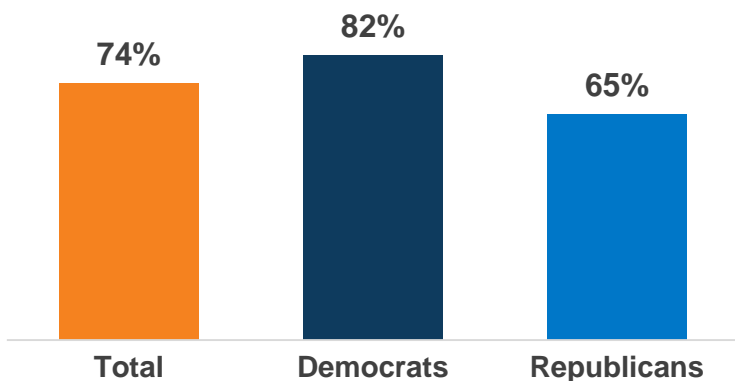
\$\$

1 in 2 dollars on long-term care

States Have Flexibility in Their Medicaid Design



National Share of Those that Hold Favorable Views of Medicaid



National Access & Satisfaction Measures

