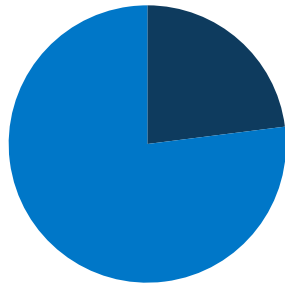
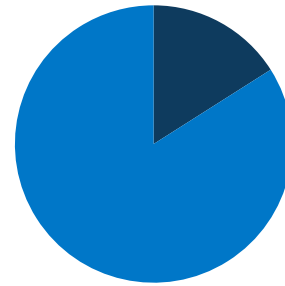


5.9 million
total MD population



23%
of MD population is low-income (<200% FPL)



16%
of MD population is covered by Medicaid/CHIP

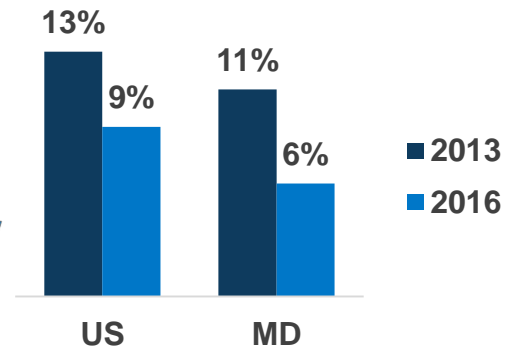
MD Expansion

Status:
Adopted

Adults in Expansion Group:
277,000



Uninsured Rates



In MD, Medicaid Covers:



1 in 8 adults,
ages 19-64



3 in 10 children



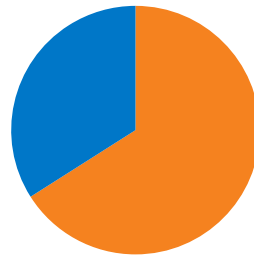
5 in 8 nursing home residents



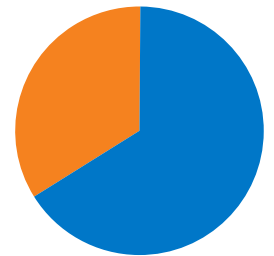
4 in 9 individuals with disabilities



1 in 7 Medicare beneficiaries



66%
of adult Medicaid enrollees are working in MD

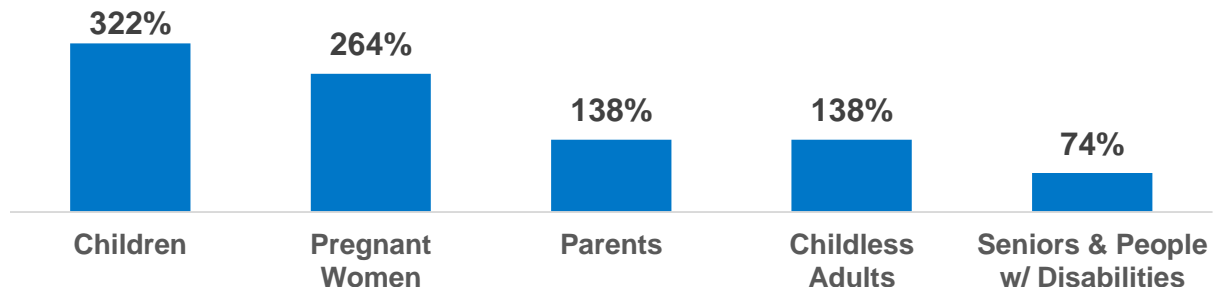


34%
of children with special health care needs are covered by Medicaid in MD

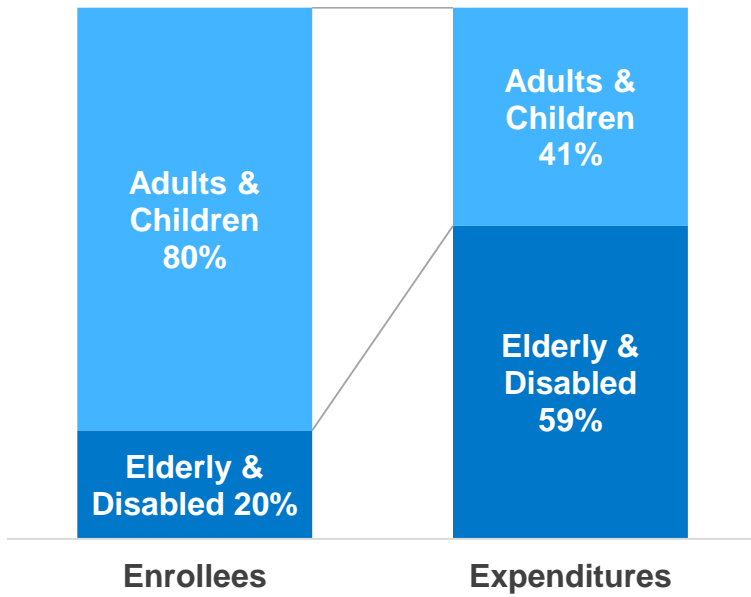
100% of FPL: \$20,780 for a family of three; \$12,140 for an individual

MD Median Eligibility Levels

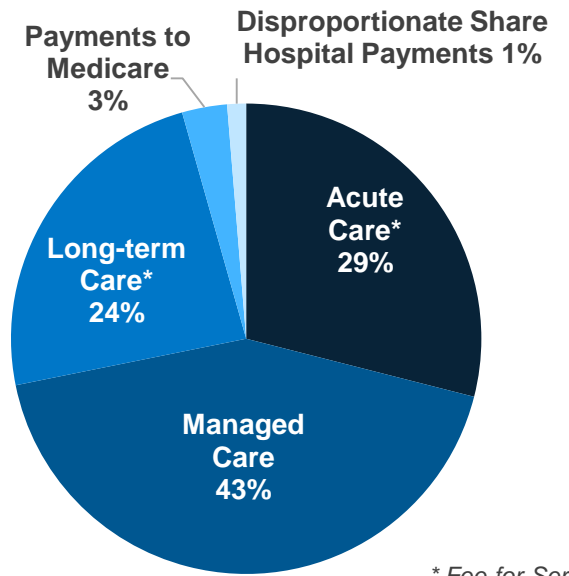
(as a % of FPL)



MD Medicaid Enrollees & Expenditures



Total MD Medicaid Spending by Service: \$11.2 Billion



* Fee-for-Service

Nationally Medicaid Pays For:

\$\$\$\$\$\$\$

1 in 6 dollars in the health care system

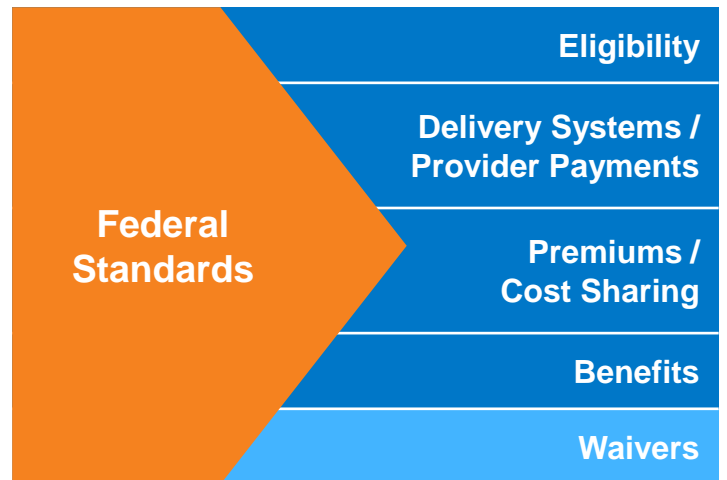
\$\$\$

>1 in 3 dollars to safety-net hospitals and health centers

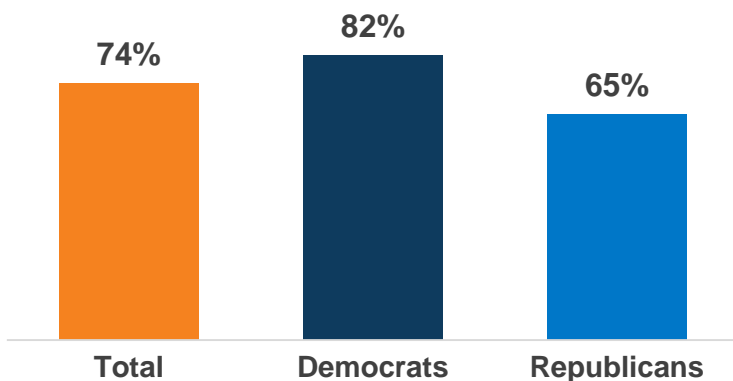
\$\$

1 in 2 dollars on long-term care

States Have Flexibility in Their Medicaid Design



National Share of Those that Hold Favorable Views of Medicaid



National Access & Satisfaction Measures

