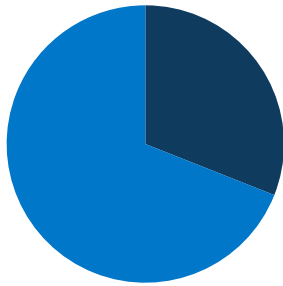
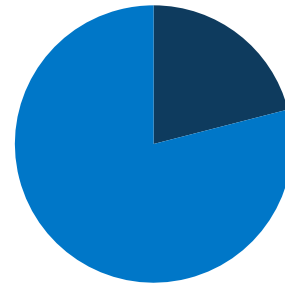


**1.3 million**  
total ME population



**31%**  
of ME  
population is  
low-income  
(<200% FPL)



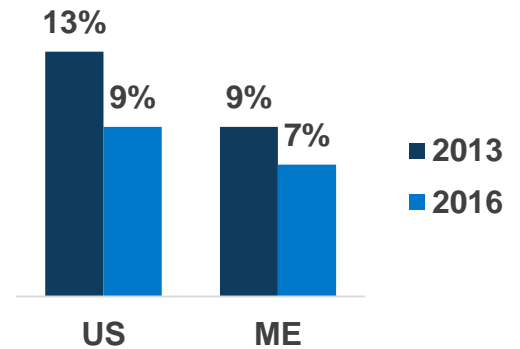
**21%**  
of ME  
population is  
covered by  
Medicaid/CHIP

**ME Expansion  
Status:  
Adopted**

**Adults in  
Expansion Group:  
0**



## Uninsured Rates



## In ME, Medicaid Covers:



**1 in 6 adults,**  
ages 19-64



**4 in 9 children**



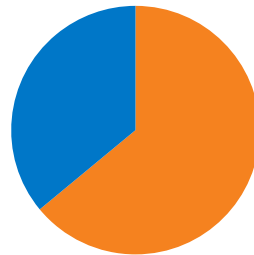
**2 in 3 nursing  
home residents**



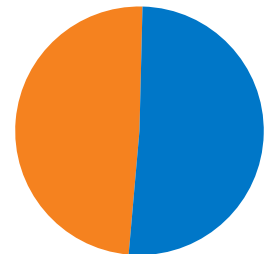
**4 in 7 individuals  
with disabilities**



**2 in 7 Medicare  
beneficiaries**



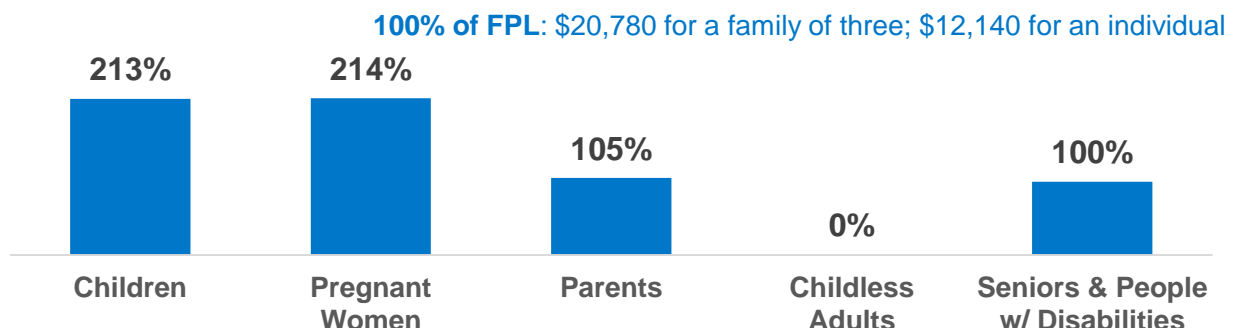
**64%**  
of adult Medicaid enrollees  
are working in ME



**49%**  
of children with special  
health care needs are  
covered by Medicaid in ME

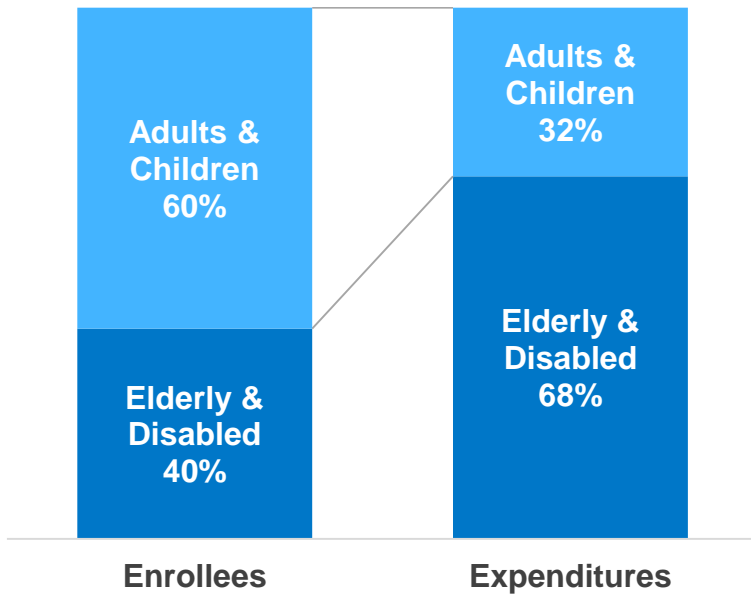
## ME Median Eligibility Levels

(as a % of FPL)

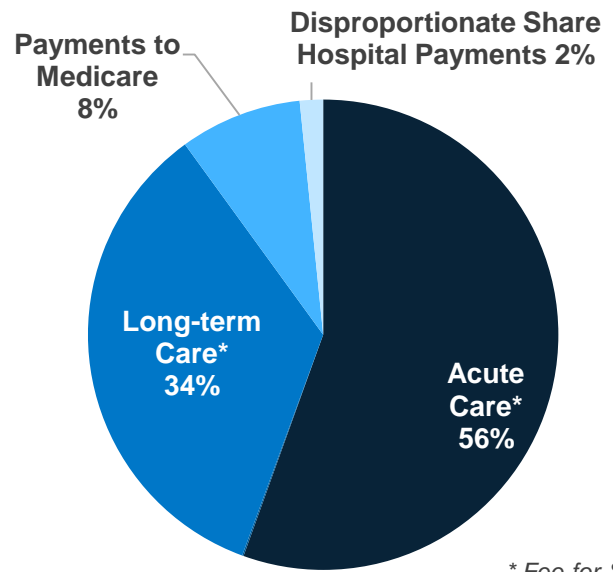


100% of FPL: \$20,780 for a family of three; \$12,140 for an individual

## ME Medicaid Enrollees & Expenditures



## Total ME Medicaid Spending by Service: \$2.7 Billion



\* Fee-for-Service

## Nationally Medicaid Pays For:

\$\$\$\$\$\$\$

1 in 6 dollars in the health care system

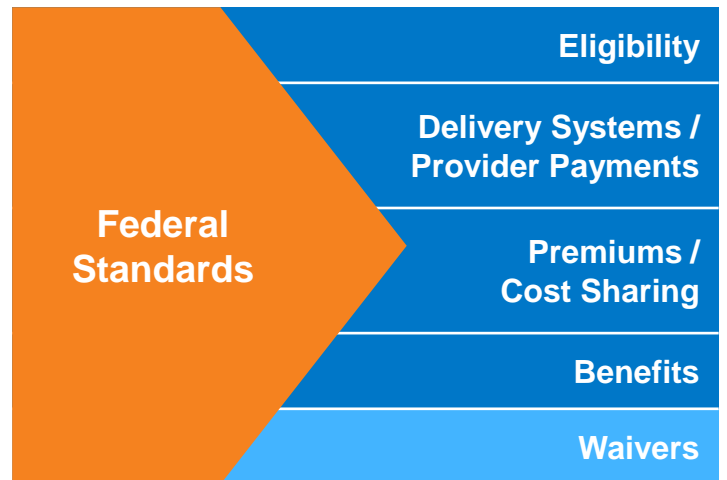
\$\$\$

>1 in 3 dollars to safety-net hospitals and health centers

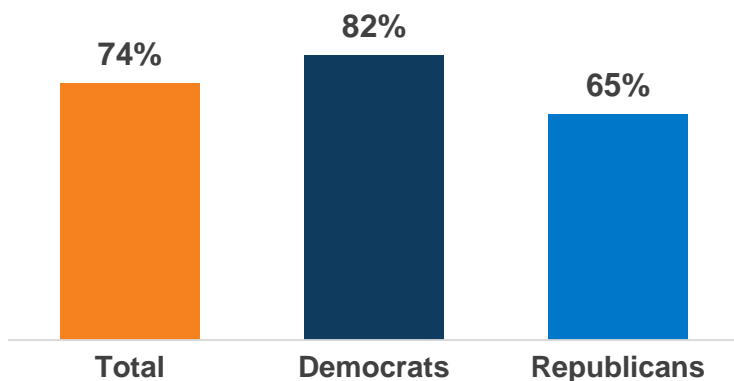
\$\$

1 in 2 dollars on long-term care

## States Have Flexibility in Their Medicaid Design



## National Share of Those that Hold Favorable Views of Medicaid



## National Access & Satisfaction Measures

