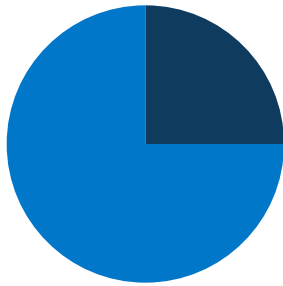
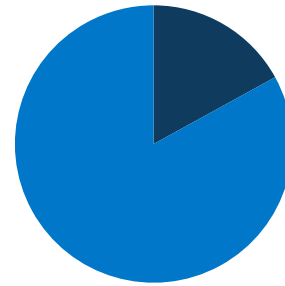


**8.9 million**  
total NJ population



**25%**  
of NJ population is low-income (<200% FPL)



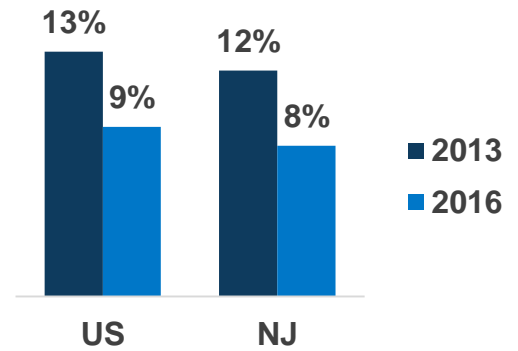
**17%**  
of NJ population is covered by Medicaid/CHIP

**NJ Expansion Status:**  
*Adopted*

**Adults in Expansion Group:**  
**563,000**



## Uninsured Rates



## In NJ, Medicaid Covers:



**1 in 7 adults,**  
ages 19-64



**1 in 3 children**



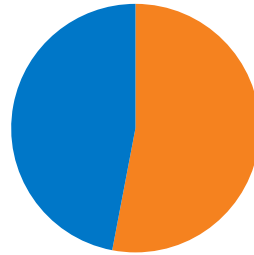
**4 in 7 nursing home residents**



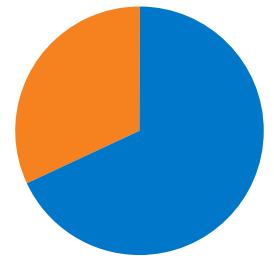
**2 in 5 individuals with disabilities**



**1 in 7 Medicare beneficiaries**



**53%**  
of adult Medicaid enrollees are working in NJ

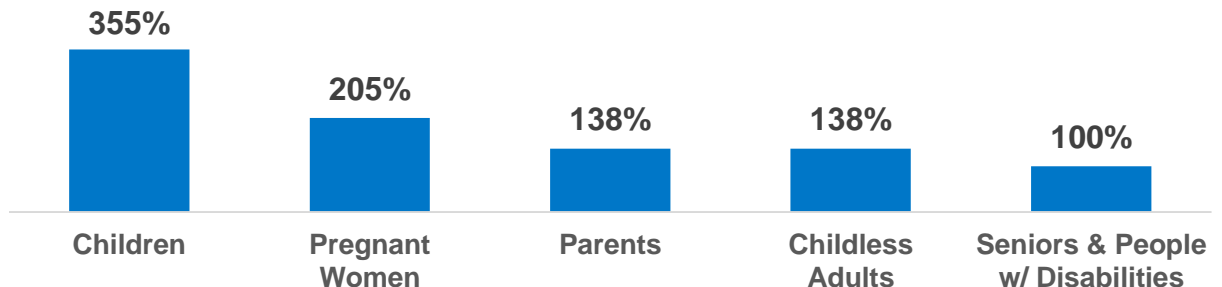


**32%**  
of children with special health care needs are covered by Medicaid in NJ

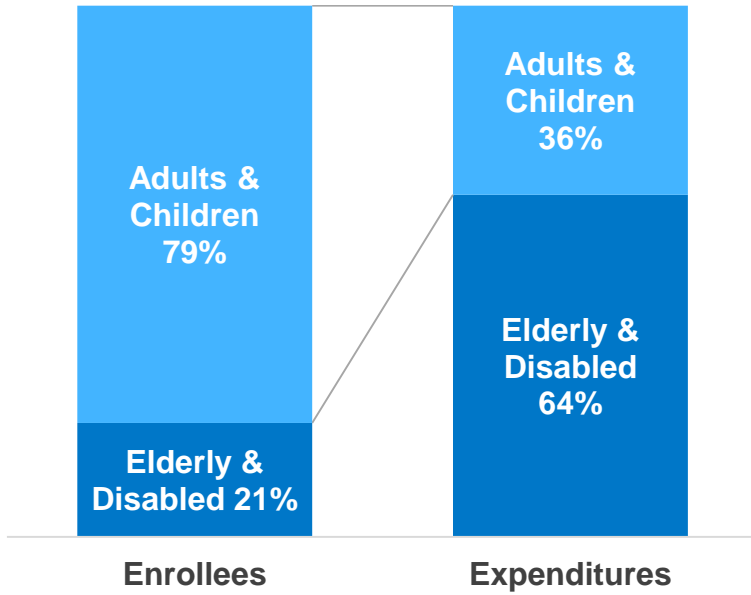
100% of FPL: \$20,780 for a family of three; \$12,140 for an individual

## NJ Median Eligibility Levels

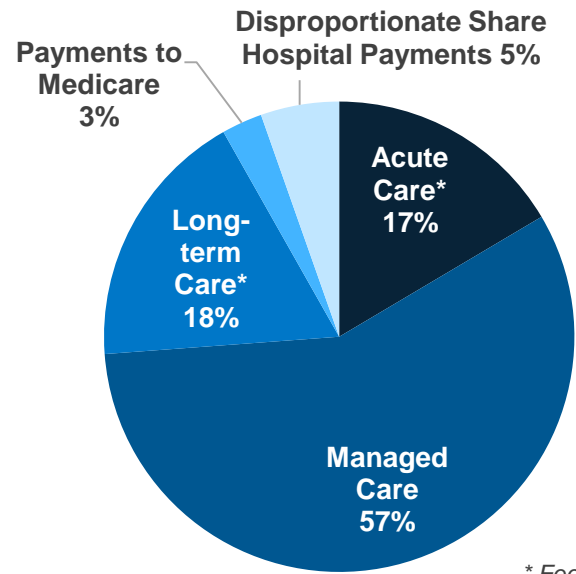
(as a % of FPL)



## NJ Medicaid Enrollees & Expenditures



## Total NJ Medicaid Spending by Service: \$15.0 Billion



\* Fee-for-Service

## Nationally Medicaid Pays For:

\$\$\$\$\$\$\$

1 in 6 dollars in the health care system

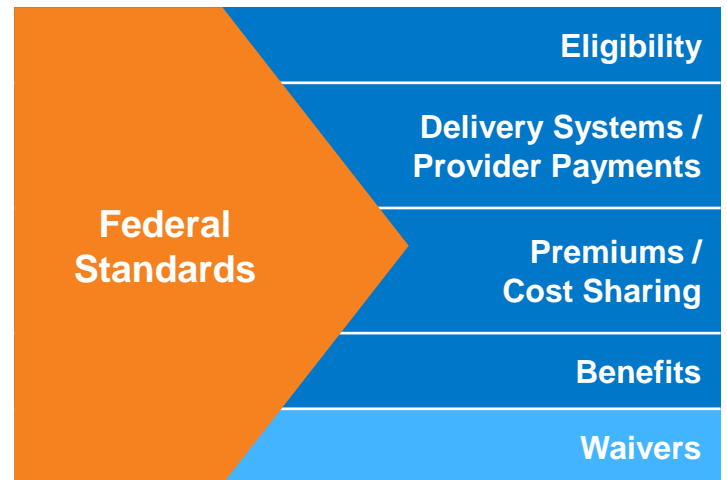
\$\$\$

>1 in 3 dollars to safety-net hospitals and health centers

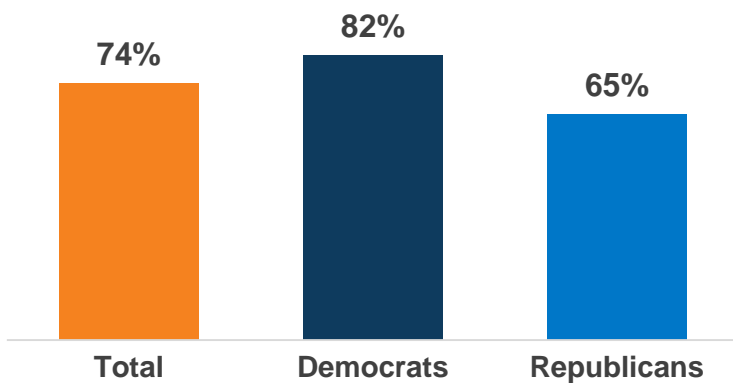
\$\$

1 in 2 dollars on long-term care

## States Have Flexibility in Their Medicaid Design



## National Share of Those that Hold Favorable Views of Medicaid



## National Access & Satisfaction Measures

