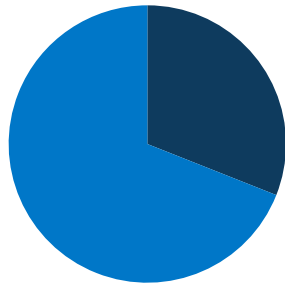
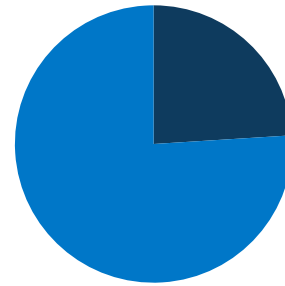


4.1 million
total OR population



31%
of OR population is low-income (<200% FPL)



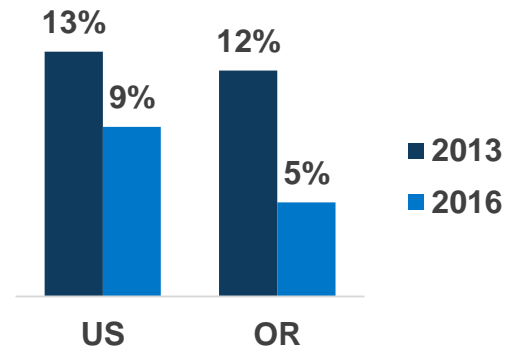
24%
of OR population is covered by Medicaid/CHIP

OR Expansion Status:
Adopted

Adults in Expansion Group:
557,000



Uninsured Rates



In OR, Medicaid Covers:



1 in 5 adults,
ages 19-64



1 in 2 children



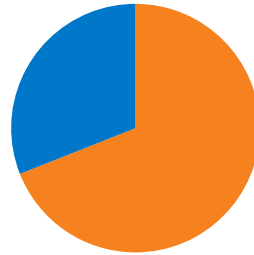
4 in 7 nursing home residents



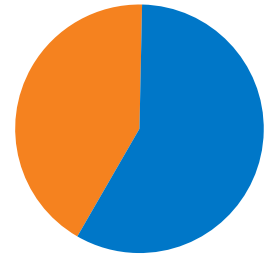
1 in 2 individuals with disabilities



1 in 6 Medicare beneficiaries



69%
of adult Medicaid enrollees are working in OR

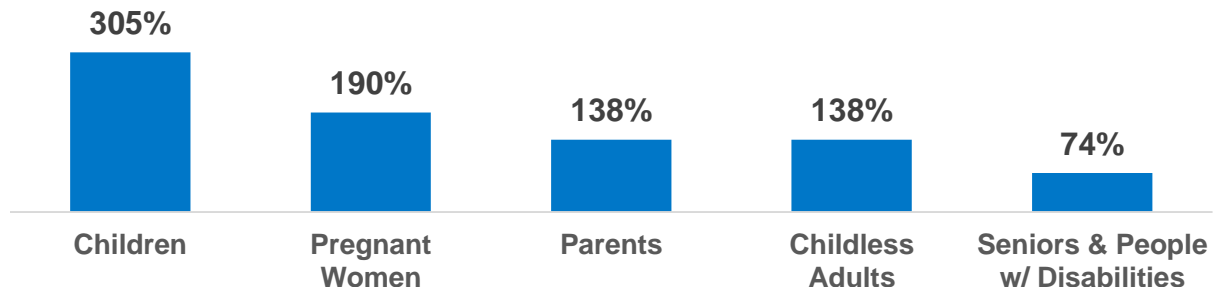


42%
of children with special health care needs are covered by Medicaid in OR

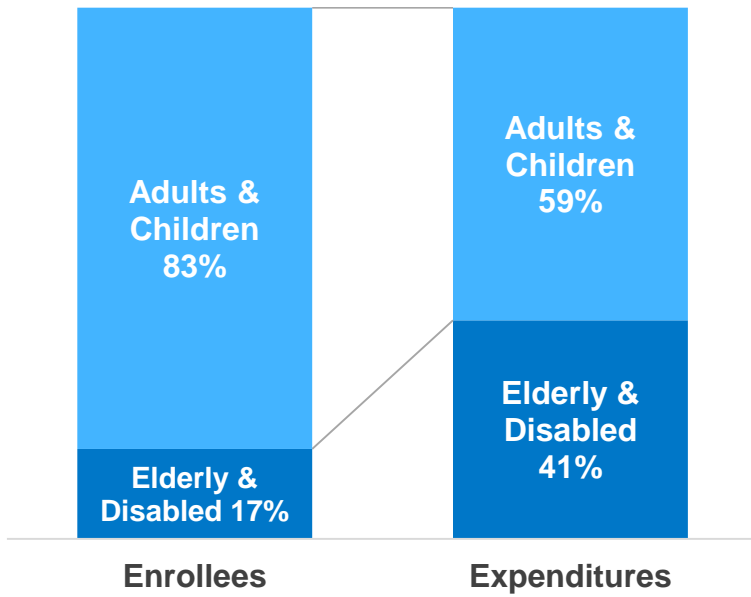
100% of FPL: \$20,780 for a family of three; \$12,140 for an individual

OR Median Eligibility Levels

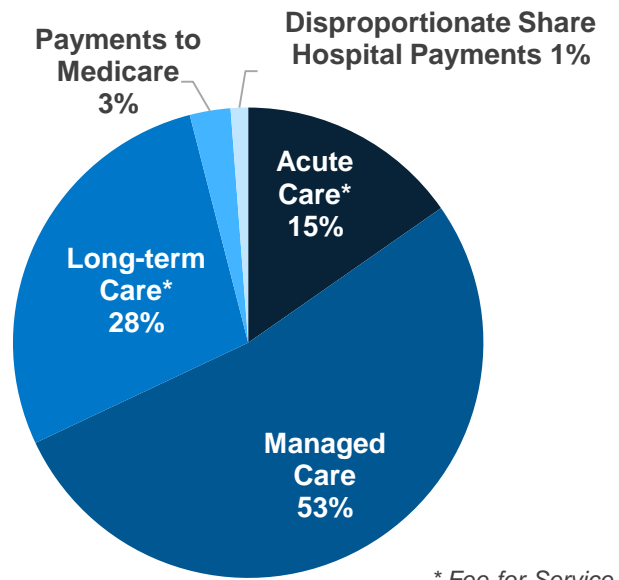
(as a % of FPL)



OR Medicaid Enrollees & Expenditures



Total OR Medicaid Spending by Service: \$8.4 Billion



* Fee-for-Service

Nationally Medicaid Pays For:

\$\$\$\$\$\$\$

1 in 6 dollars in the health care system

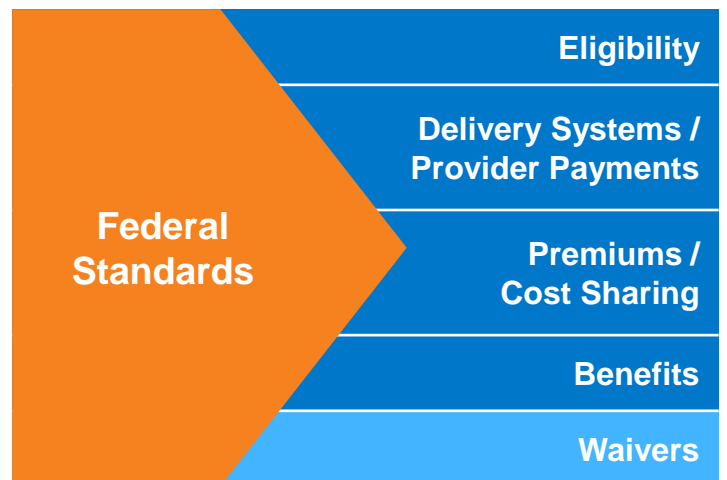
\$\$\$

>1 in 3 dollars to safety-net hospitals and health centers

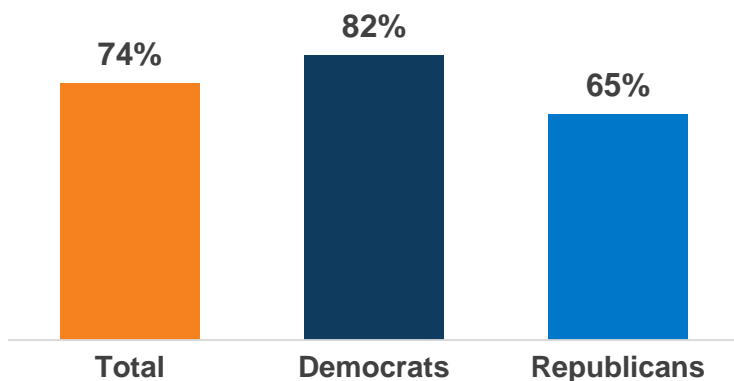
\$\$

1 in 2 dollars on long-term care

States Have Flexibility in Their Medicaid Design



National Share of Those that Hold Favorable Views of Medicaid



National Access & Satisfaction Measures

