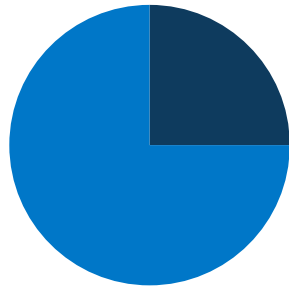
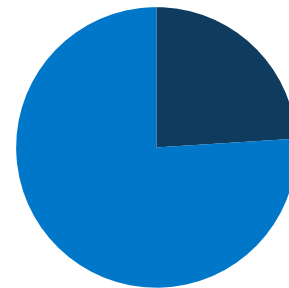


1 million
total RI population



25%
of RI
population is
low-income
(<200% FPL)



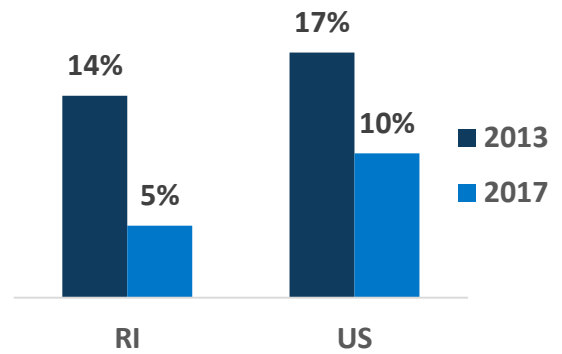
24%
of RI population
is covered by
Medicaid/CHIP

**RI Expansion
Status:
Adopted**

**Adults in
Expansion Group:
72,000**



Uninsured Rates



In RI, Medicaid Covers:



1 in 5 adults,
ages 19-64



3 in 8 children



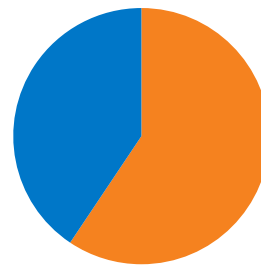
**3 in 5 nursing
home residents**



**4 in 9 individuals
with disabilities**

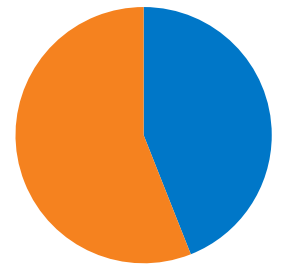


**1 in 5 Medicare
beneficiaries**



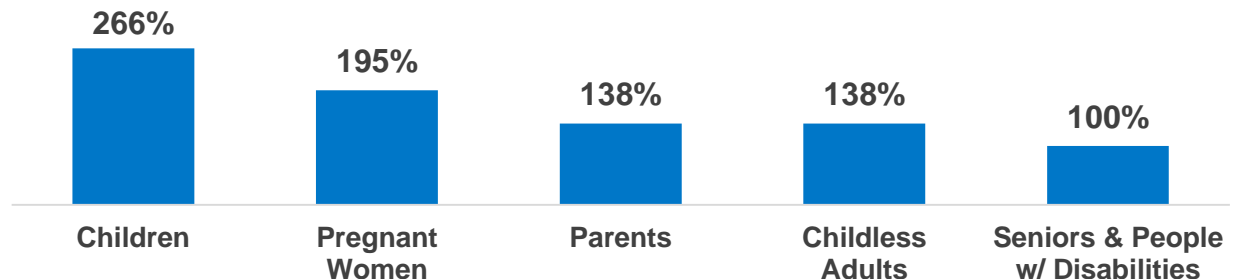
59%
of adult Medicaid
enrollees are working
in RI

56%
of children with special
health care needs are
covered by Medicaid in RI

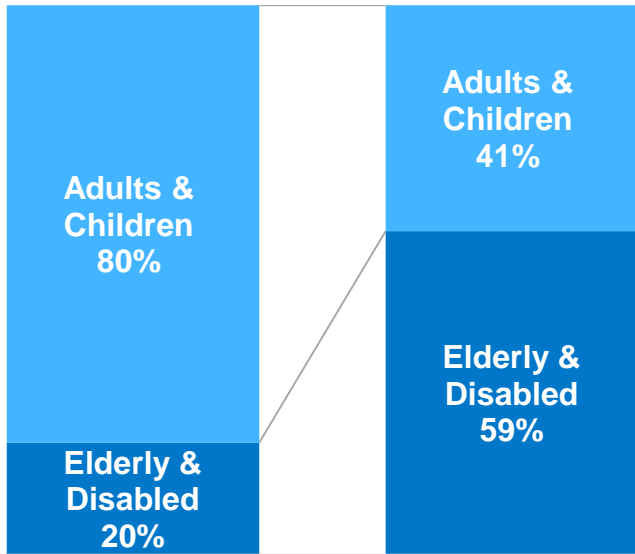


100% of FPL: \$21,330 for a family of three; \$12,490 for an individual

**RI
Eligibility
Levels**
(as a % of FPL)



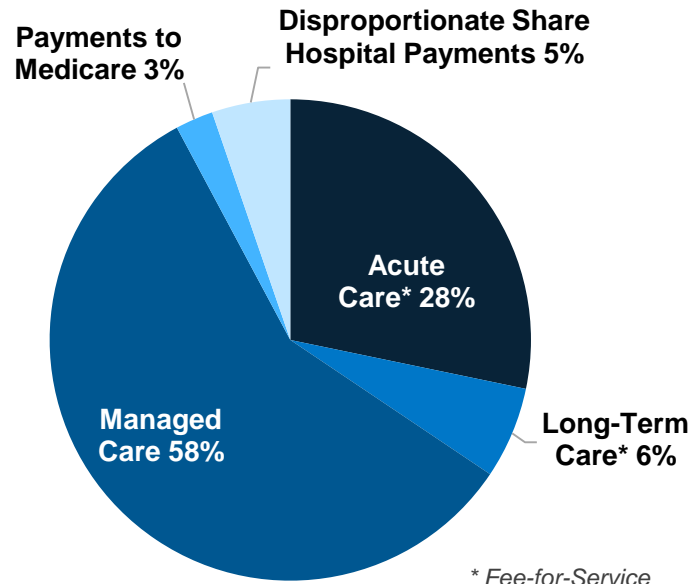
RI Medicaid Enrollees & Expenditures



Enrollees

Expenditures

Total RI Medicaid Spending by Service: \$2.6 Billion



* Fee-for-Service

Nationally Medicaid Pays For:

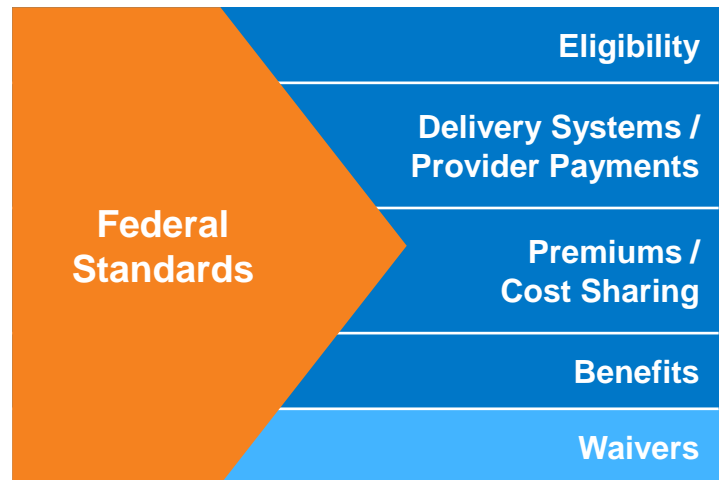


1 in 6 dollars in the health care system

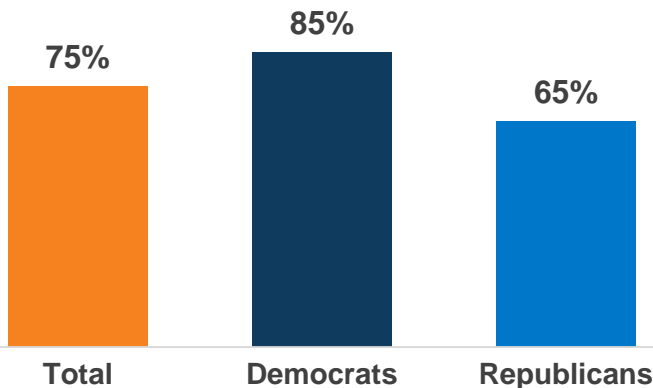


1 in 2 dollars on long-term services and supports

States Have Flexibility in Their Medicaid Design



National Share of Those that Hold Favorable Views of Medicaid



National Access & Satisfaction Measures

