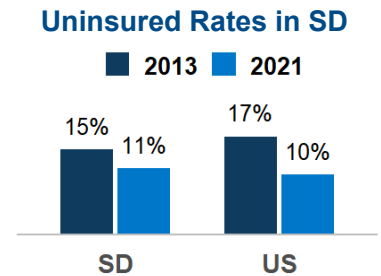
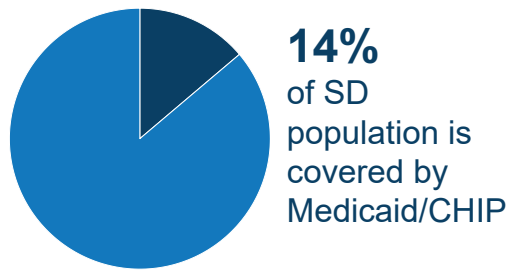
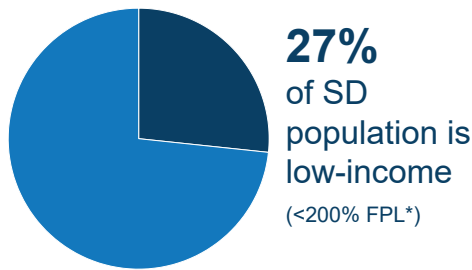


146,957 enrolled in SD Medicaid



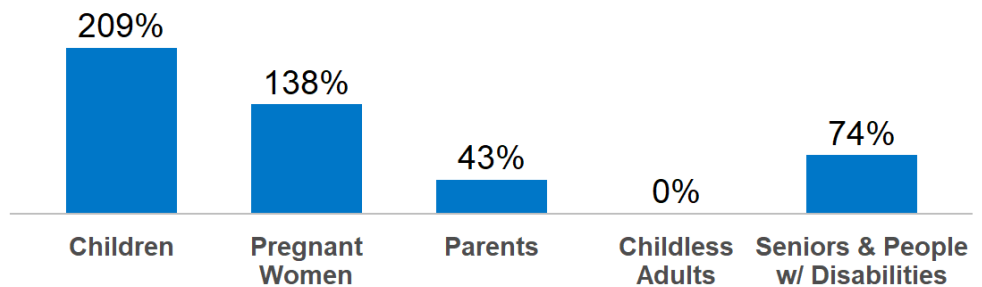
SD Expansion Status:

Adopted

**Adults in
Expansion Group:**

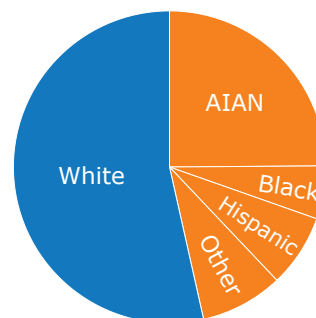
No data

Eligibility Levels as a % of FPL*



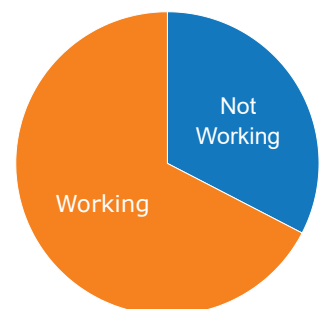
*100% of Federal Poverty Level (FPL): \$24,860 for a family of three; \$14,580 for an individual

In SD, Medicaid Covers:

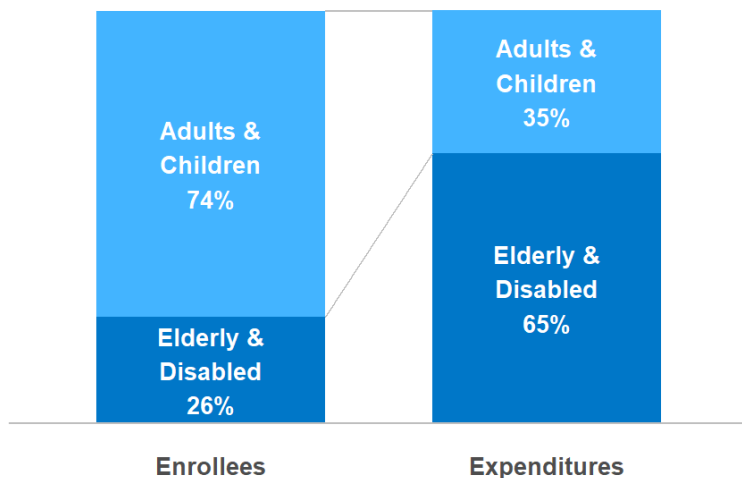


47%
of non-elderly
Medicaid enrollees
in SD are people of
color

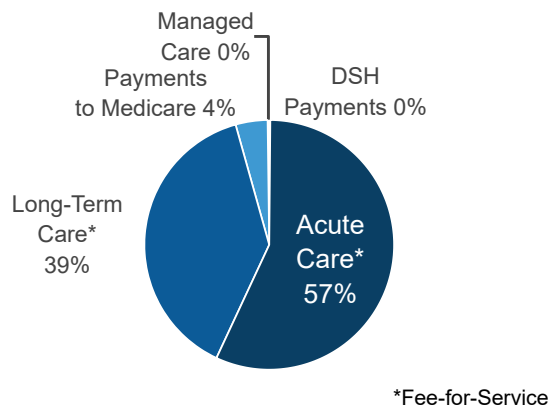
67%
of adults in SD on
Medicaid are
working



Medicaid Enrollees & Expenditures in SD

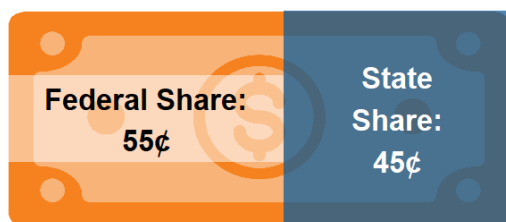


Total SD Medicaid Spending by Service: \$1 billion

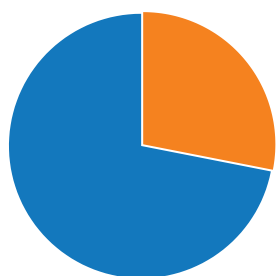
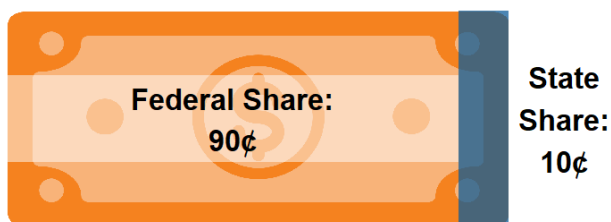


*Fee-for-Service

In SD, the federal government pays **55%** of the cost of traditional Medicaid plus a 5 percentage point increase tied to the unwinding of the continuous enrollment provision that phases down and ends on December 31st, 2023



The federal government pays **90%** of the cost of the Medicaid expansion

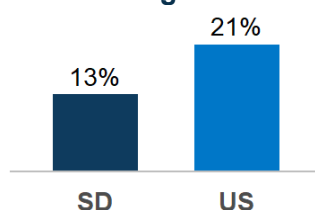


28% of births in SD were covered by Medicaid

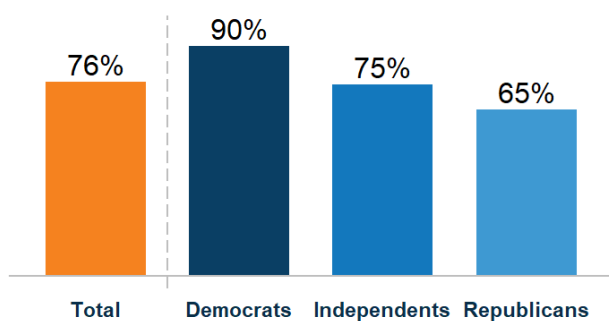
South Dakota **has adopted** the Medicaid 12-month postpartum coverage extension

South Dakota **does not provide** 12-months of continuous Medicaid eligibility for children

Medicaid Coverage of Women Ages 15–49



National Share of Those that Hold Favorable Views of Medicaid



National Access Measures

