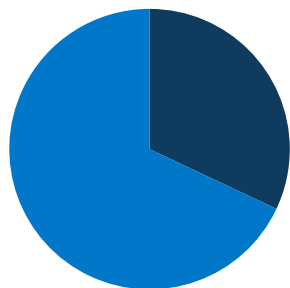
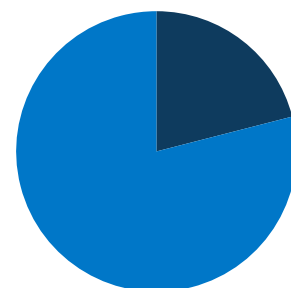


6.5 million
total TN population



32%
of TN population is low-income (<200% FPL)



21%
of TN population is covered by Medicaid/CHIP

TN Expansion

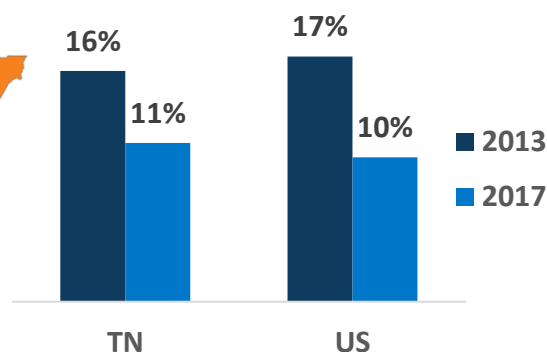
Status:

Not Adopted

Adults in Coverage Gap:
113,000



Uninsured Rates



In TN, Medicaid Covers:

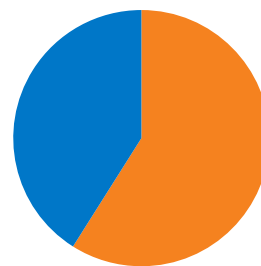
1 in 7 adults, ages 19-64

2 in 5 children

3 in 5 nursing home residents

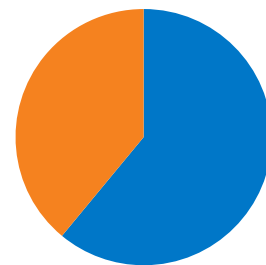
1 in 3 individuals with disabilities

1 in 5 Medicare beneficiaries



59%
of adult Medicaid enrollees are working in TN

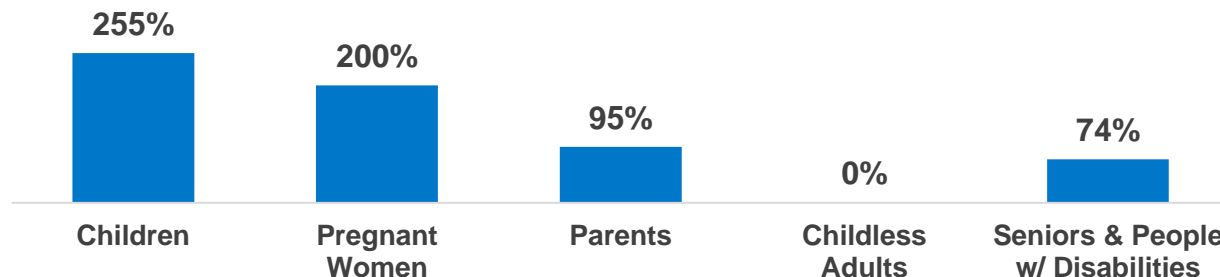
39%
of children with special health care needs are covered by Medicaid in TN



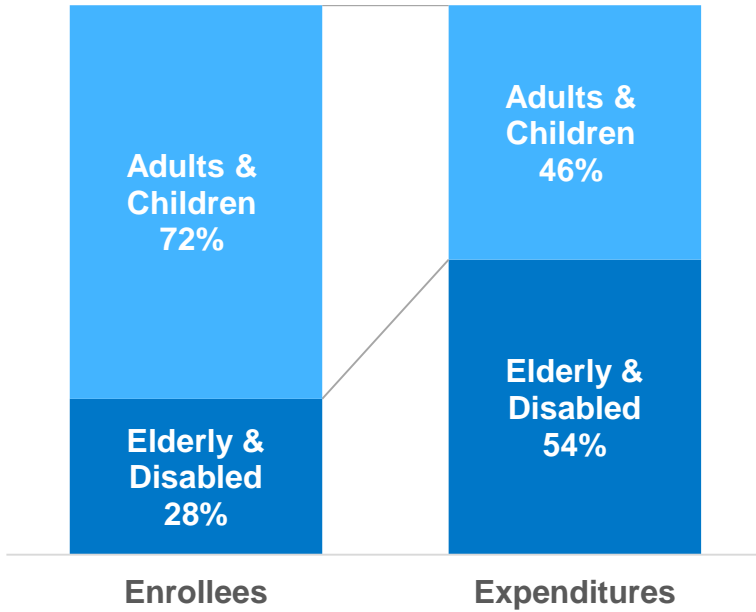
100% of FPL: \$21,330 for a family of three; \$12,490 for an individual

TN Eligibility Levels

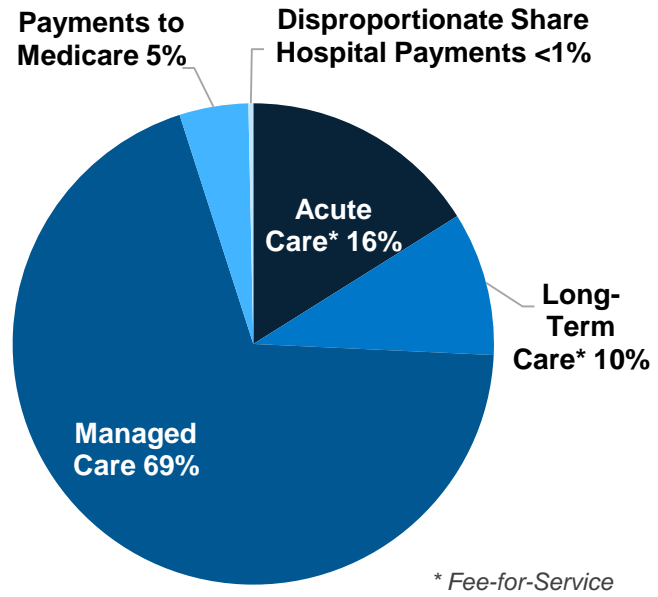
(as a % of FPL)



TN Medicaid Enrollees & Expenditures



Total TN Medicaid Spending by Service: \$9.7 Billion



Nationally Medicaid Pays For:

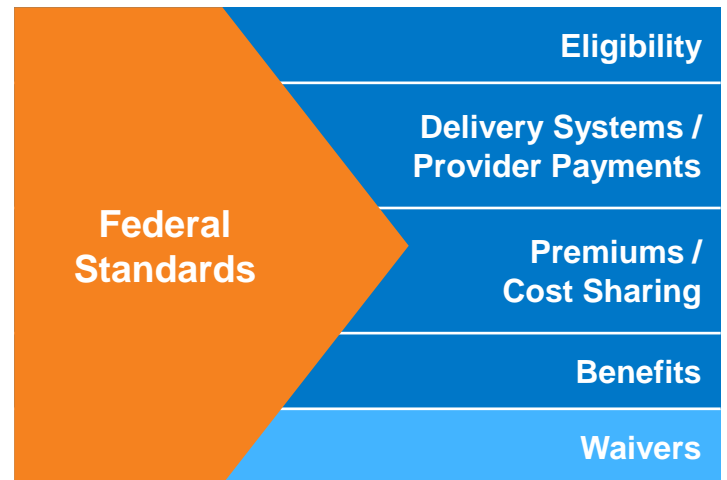


1 in 6 dollars in the health care system

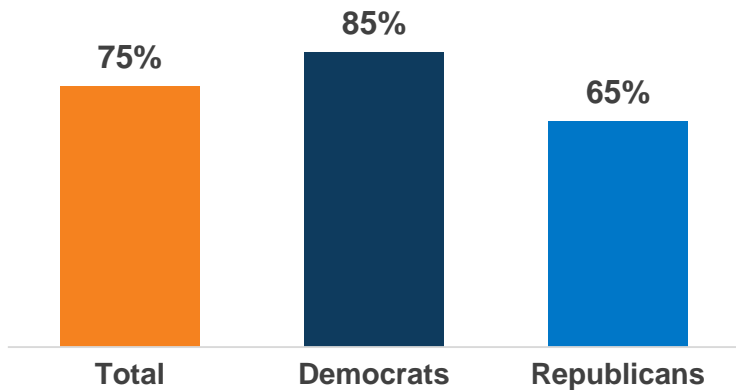


1 in 2 dollars on long-term services and supports

States Have Flexibility in Their Medicaid Design



National Share of Those that Hold Favorable Views of Medicaid



National Access & Satisfaction Measures

