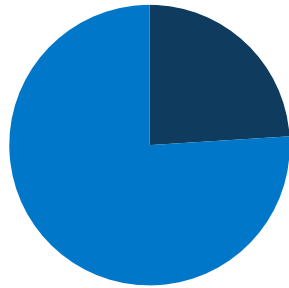
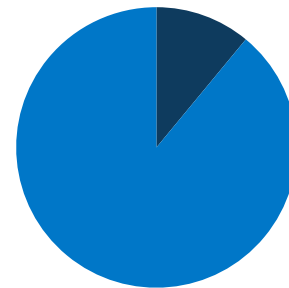


3 million
total UT population



24%
of UT
population is
low-income
(<200% FPL)



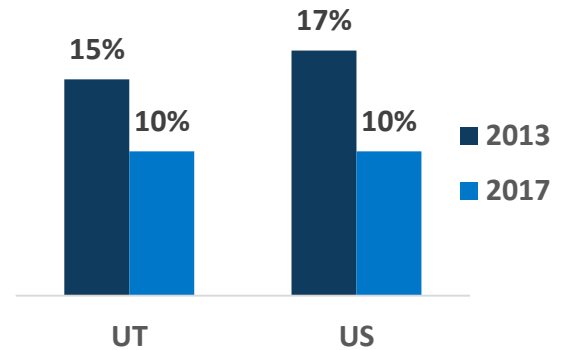
11%
of UT
population is
covered by
Medicaid/CHIP

**UT Expansion
Status:
*Adopted***

**Passed 2018 Ballot
Initiative, Not Yet
Implemented**



Uninsured Rates



In UT, Medicaid Covers:

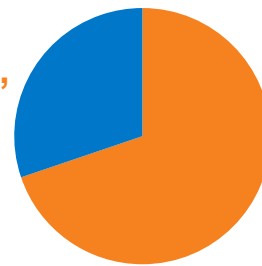
1 in 14 adults,
ages 19-64

1 in 5 children

**1 in 2 nursing
home residents**

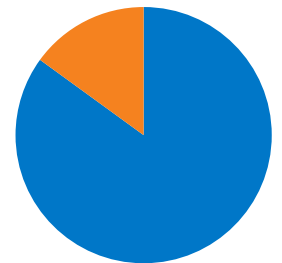
**1 in 4 individuals
with disabilities**

**1 in 9 Medicare
beneficiaries**



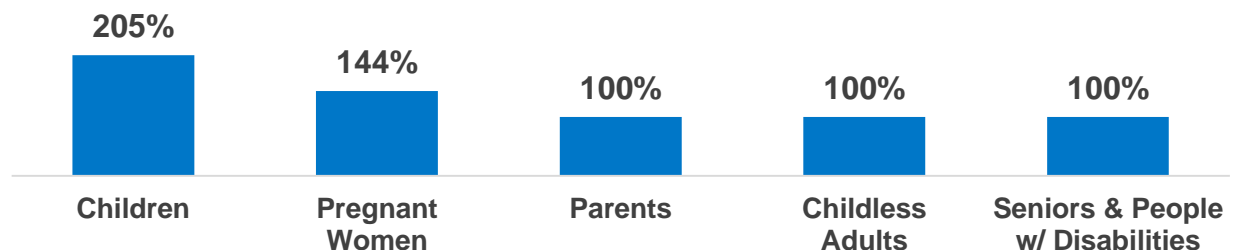
70%
of adult Medicaid
enrollees are working
in UT

15%
of children with special
health care needs are
covered by Medicaid in UT

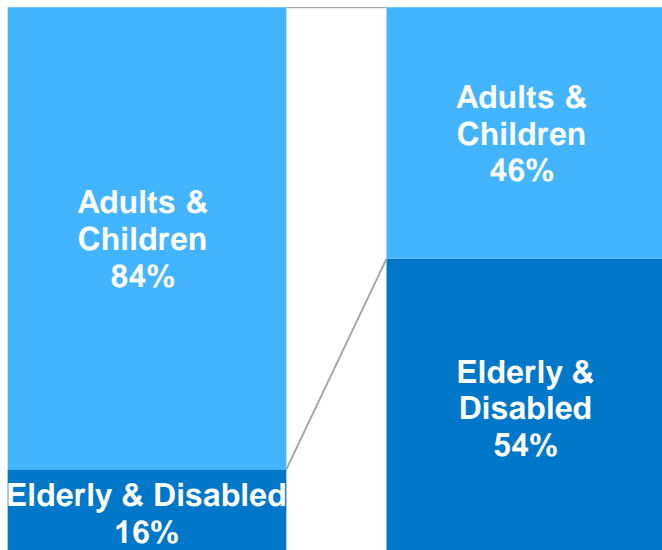


100% of FPL: \$21,330 for a family of three; \$12,490 for an individual

UT Eligibility Levels *(as a % of FPL)*



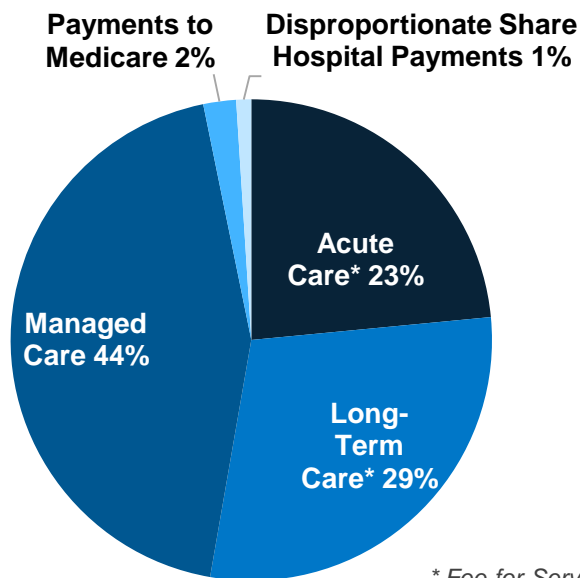
UT Medicaid Enrollees & Expenditures



Enrollees

Expenditures

Total UT Medicaid Spending by Service: \$2.4 Billion



* Fee-for-Service

Nationally Medicaid Pays For:

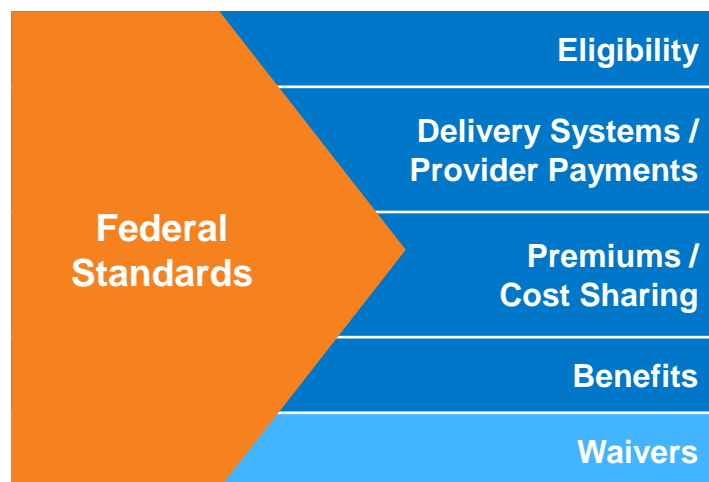


1 in 6 dollars in the health care system

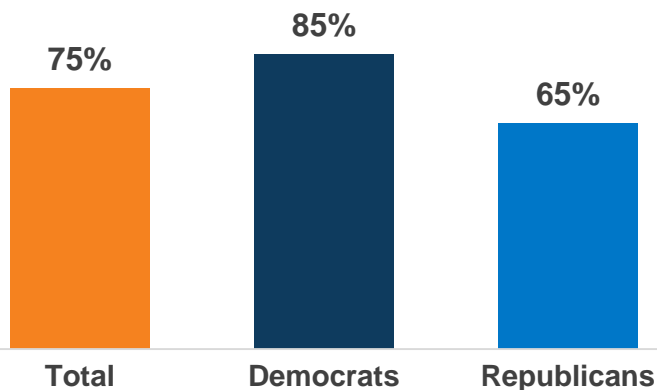


1 in 2 dollars on long-term services and supports

States Have Flexibility in Their Medicaid Design



National Share of Those that Hold Favorable Views of Medicaid



National Access & Satisfaction Measures

