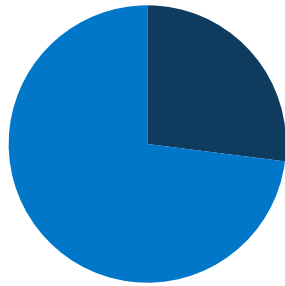
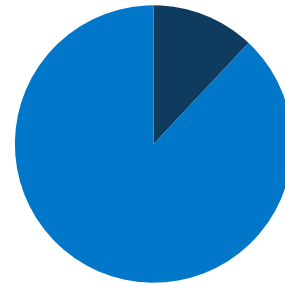


8.2 million
total VA population



27% of VA population is low-income (<200% FPL)



12% of VA population is covered by Medicaid/CHIP

VA Expansion

Status:

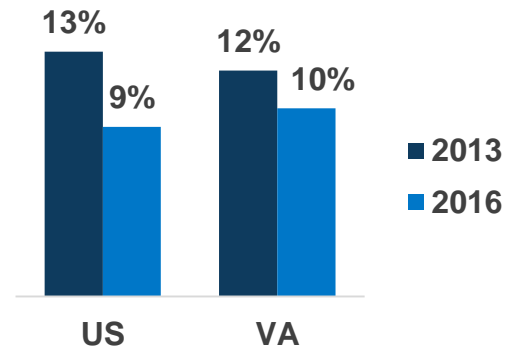
Adopted

Adults in Expansion Group:

0



Uninsured Rates



In VA, Medicaid Covers:

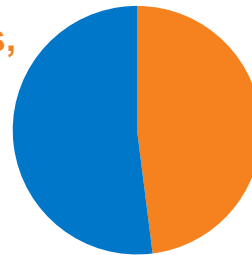
1 in 14 adults, ages 19-64

1 in 4 children

3 in 5 nursing home residents

3 in 10 individuals with disabilities

1 in 8 Medicare beneficiaries



48% of adult Medicaid enrollees are working in VA

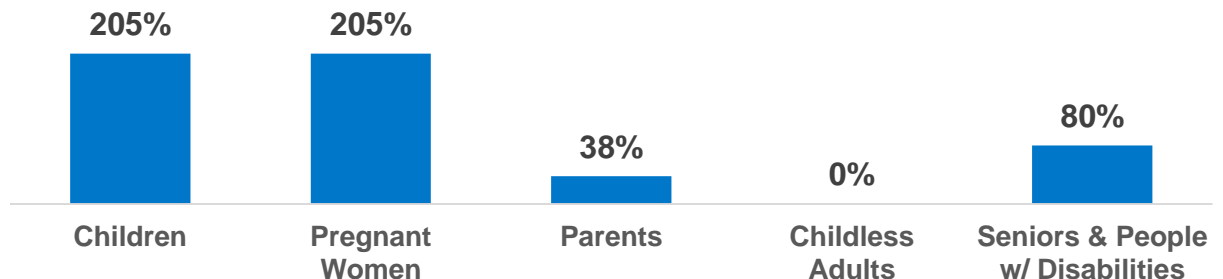
33% of children with special health care needs are covered by Medicaid in VA



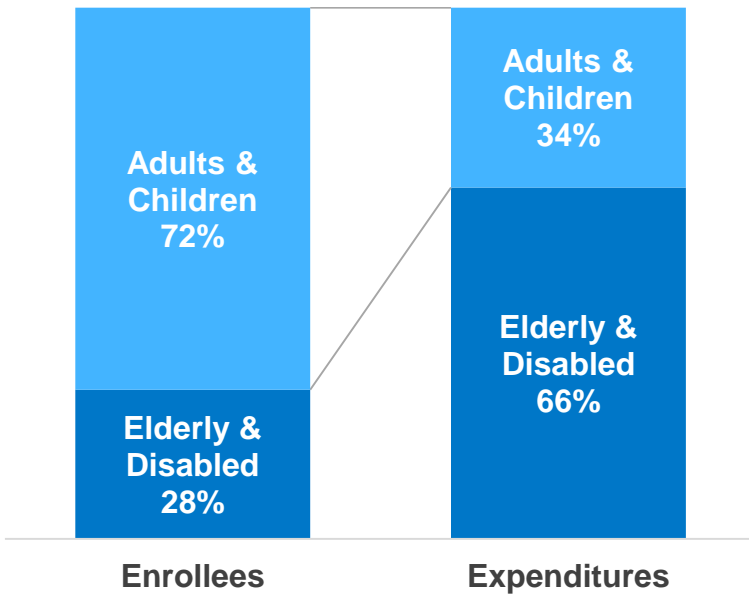
100% of FPL: \$20,780 for a family of three; \$12,140 for an individual

VA Median Eligibility Levels

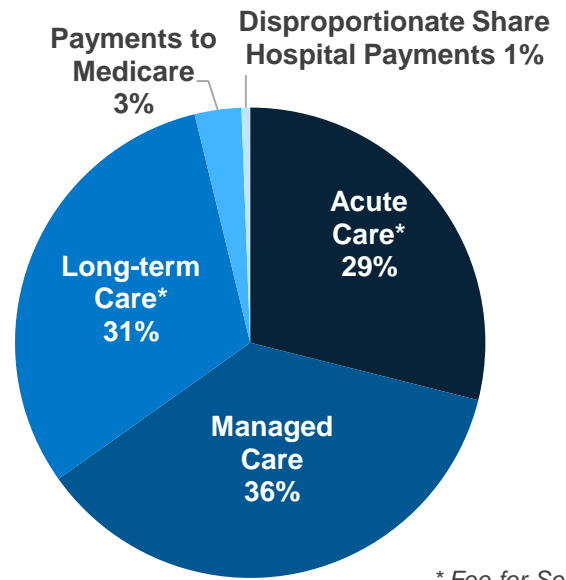
(as a % of FPL)



VA Medicaid Enrollees & Expenditures



Total VA Medicaid Spending by Service: \$9.0 Billion



* Fee-for-Service

Nationally Medicaid Pays For:

\$\$\$\$\$\$\$

1 in 6 dollars in the health care system

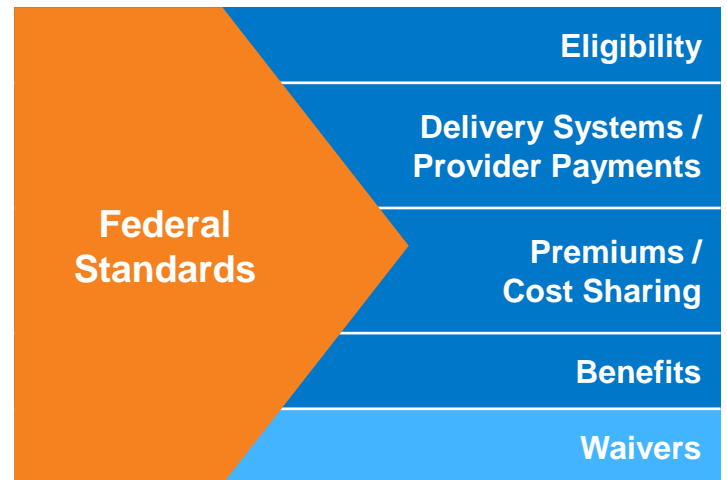
\$\$\$

>1 in 3 dollars to safety-net hospitals and health centers

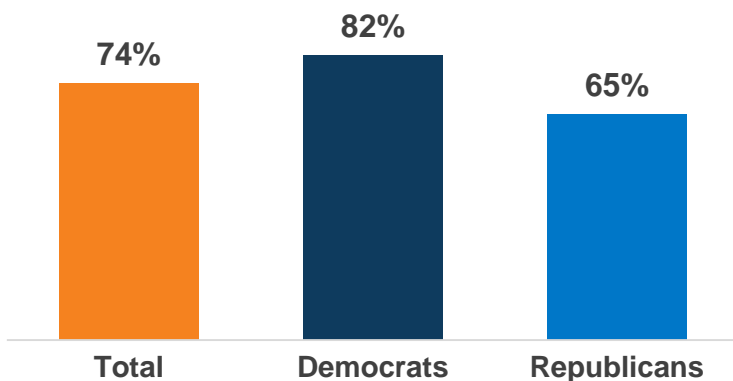
\$\$

1 in 2 dollars on long-term care

States Have Flexibility in Their Medicaid Design



National Share of Those that Hold Favorable Views of Medicaid



National Access & Satisfaction Measures

