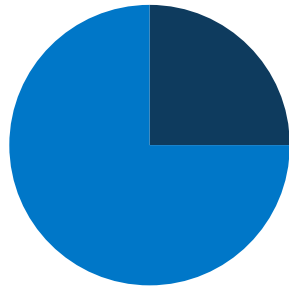
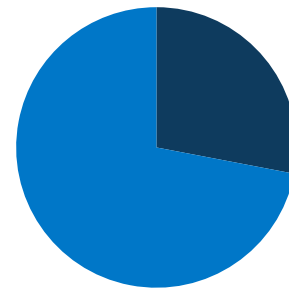


600,000
total VT population



25%
of VT
population is
low-income
(<200% FPL)



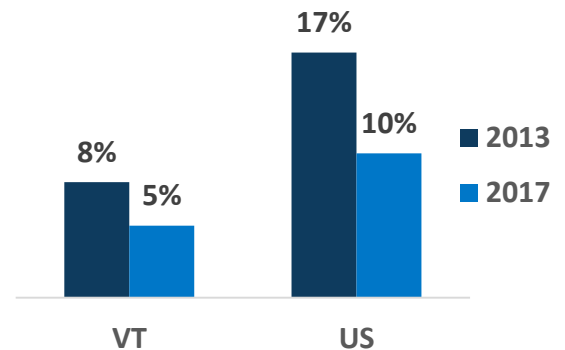
28%
of VT
population is
covered by
Medicaid/CHIP

**VT Expansion
Status:
Adopted**



**Adults in
Expansion Group:
60,600**

Uninsured Rates



In VT, Medicaid Covers:



1 in 4 adults,
ages 19-64



1 in 2 children



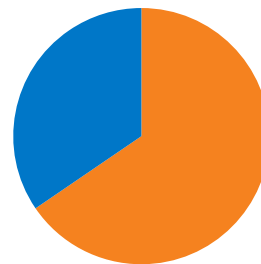
**5 in 8 nursing
home residents**



**2 in 5 individuals
with disabilities**

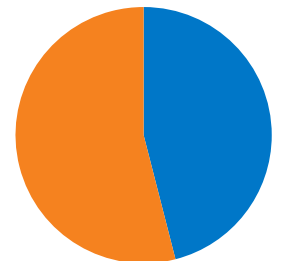


**1 in 5 Medicare
beneficiaries**



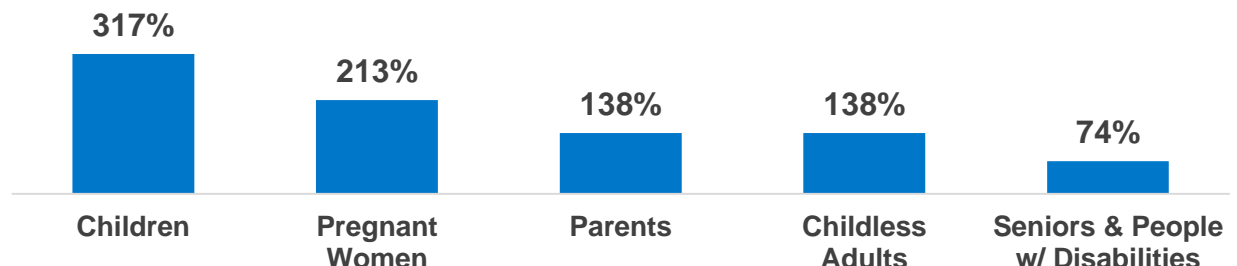
65%
of adult Medicaid
enrollees are working
in VT

54%
of children with special
health care needs are
covered by Medicaid in VT

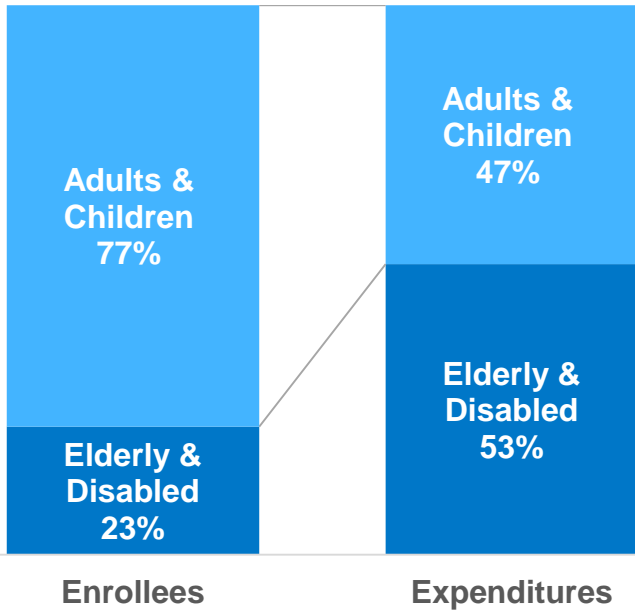


100% of FPL: \$21,330 for a family of three; \$12,490 for an individual

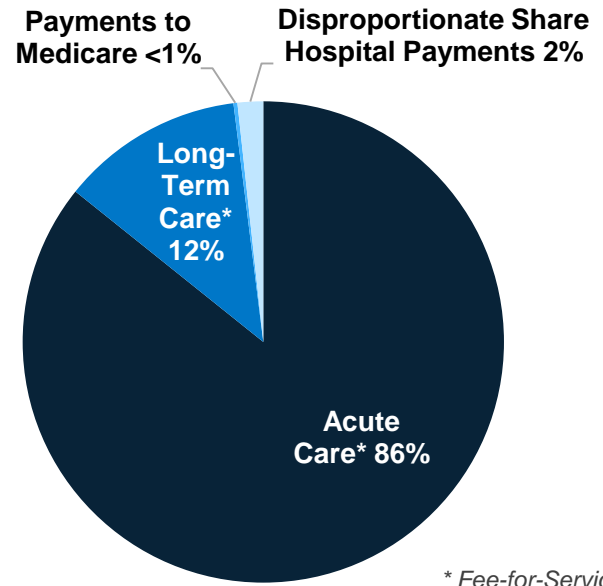
**VT
Eligibility
Levels**
(as a % of FPL)



VT Medicaid Enrollees & Expenditures



Total VT Medicaid Spending by Service: \$1.6 Billion



Nationally Medicaid Pays For:

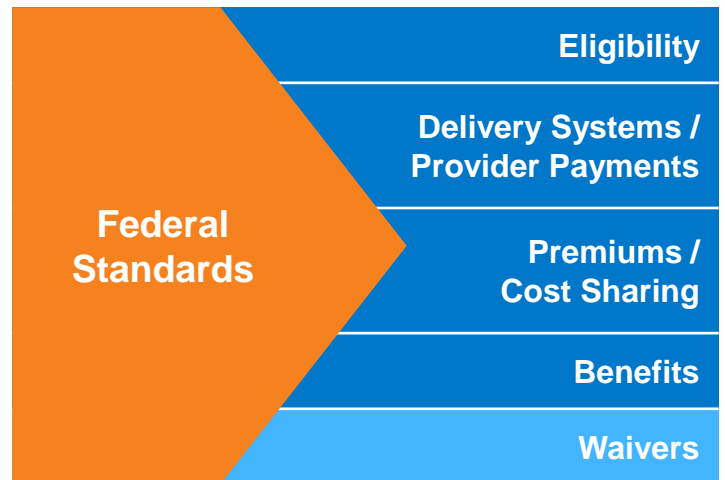


1 in 6 dollars in the health care system

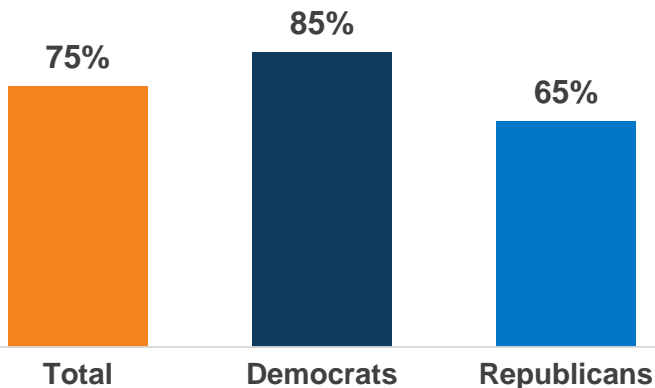


1 in 2 dollars on long-term services and supports

States Have Flexibility in Their Medicaid Design



National Share of Those that Hold Favorable Views of Medicaid



National Access & Satisfaction Measures

