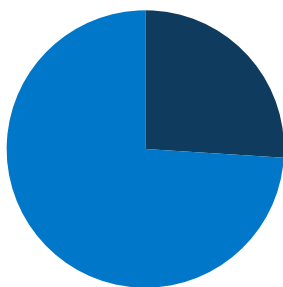
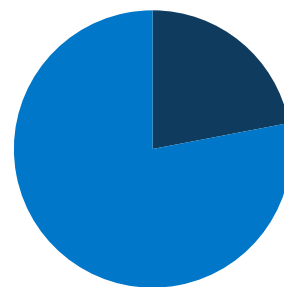


7.3 million
total WA population



26%
of WA population is low-income (<200% FPL)



22%
of WA population is covered by Medicaid/CHIP

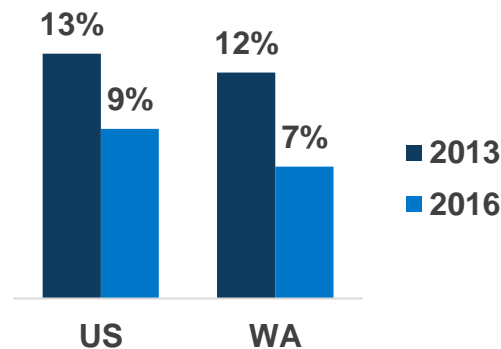
WA Expansion

Status:
Adopted

Adults in Expansion Group:
601,000



Uninsured Rates



In WA, Medicaid Covers:



1 in 6 adults,
ages 19-64



2 in 5 children



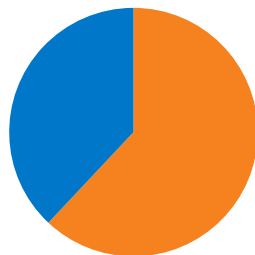
3 in 5 nursing home residents



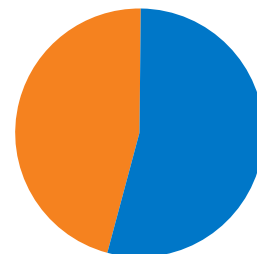
1 in 2 individuals with disabilities



1 in 7 Medicare beneficiaries



62%
of adult Medicaid enrollees are working in WA

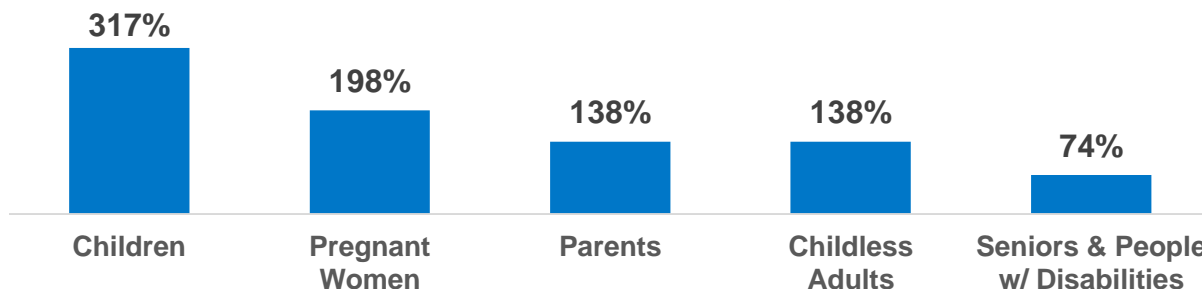


46%
of children with special health care needs are covered by Medicaid in WA

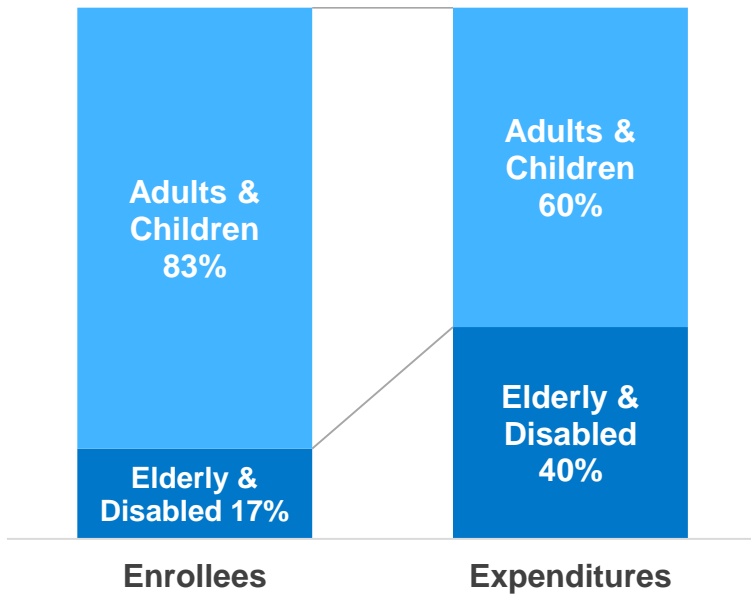
100% of FPL: \$20,780 for a family of three; \$12,140 for an individual

WA Median Eligibility Levels

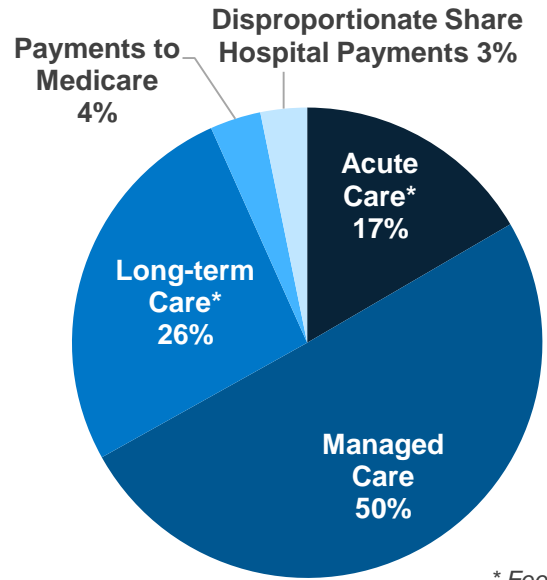
(as a % of FPL)



WA Medicaid Enrollees & Expenditures



Total WA Medicaid Spending by Service: \$12.0 Billion



* Fee-for-Service

Nationally Medicaid Pays For:

\$\$\$\$\$\$\$

1 in 6 dollars in the health care system

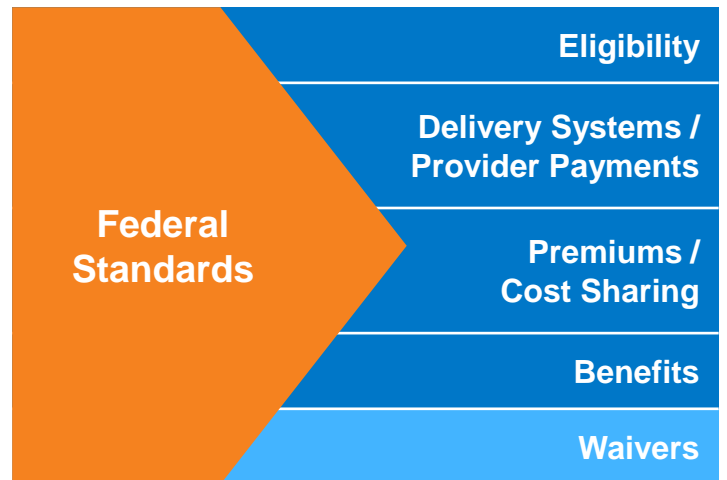
\$\$\$

>1 in 3 dollars to safety-net hospitals and health centers

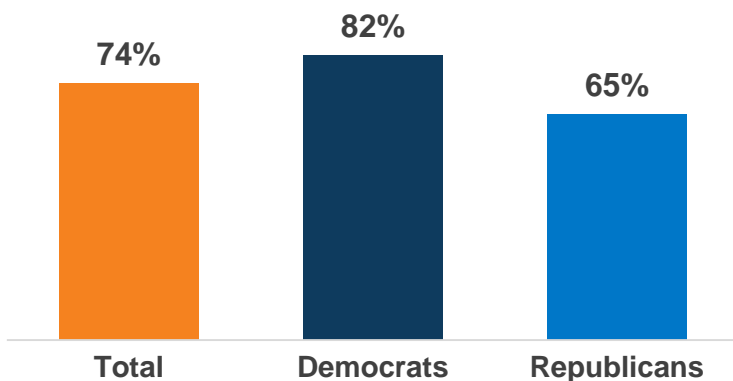
\$\$

1 in 2 dollars on long-term care

States Have Flexibility in Their Medicaid Design



National Share of Those that Hold Favorable Views of Medicaid



National Access & Satisfaction Measures

