

**1,278,000** children and adults are enrolled in Wisconsin Medicaid

## Among all Medicaid enrollees in Wisconsin:

**3 in 8 (37%)** are children

**2 in 7 (29%)** live in a rural area

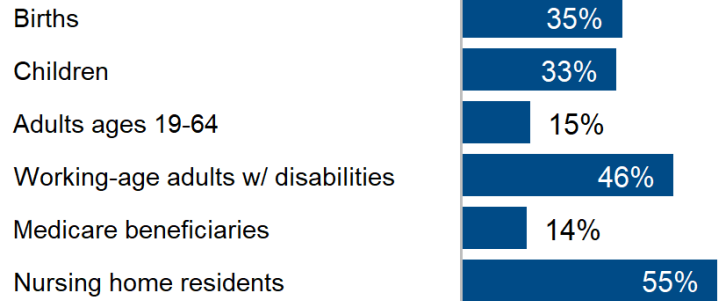
**1 in 7 (14%)** have three or more chronic conditions

WI expansion status: Adults in coverage gap:

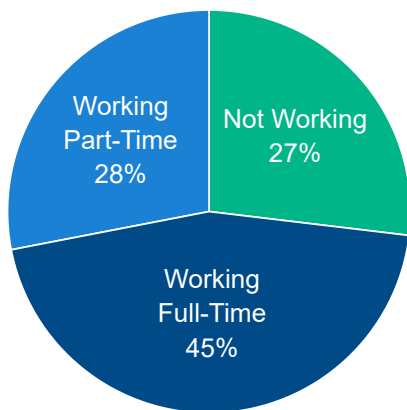
**Not Adopted**

**0**

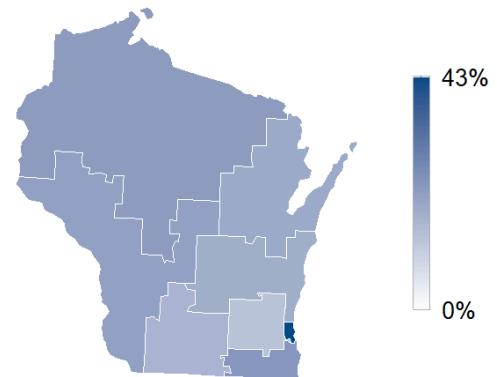
## In Wisconsin, Medicaid covers...



## A majority (73%) of Medicaid adults are working in Wisconsin

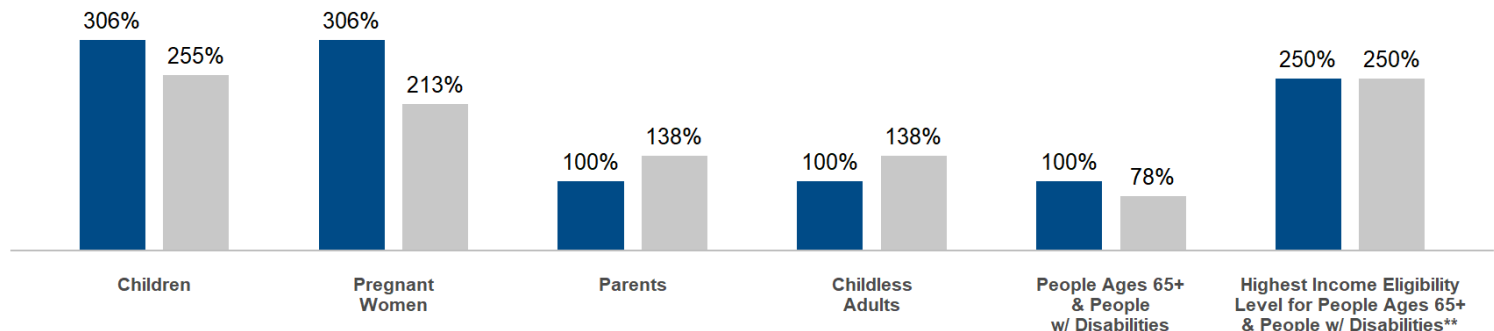


## Medicaid covers from 13% to 43% of people in WI's congressional districts



## Medicaid eligibility limits as a percent of the federal poverty level (FPL)\*

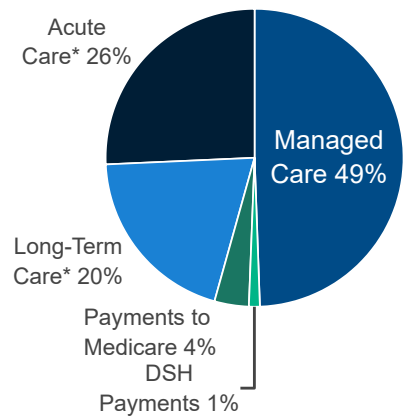
Wisconsin U.S. Median



\*The FPL in 2025 is \$26,650 for a family of three and \$15,650 for an individual.


\*\*To qualify for Medicaid at the higher income eligibility levels, individuals must meet requirements for the buy-in program for working age people with disabilities.

Total Medicaid spending in Wisconsin is \$12.1 billion



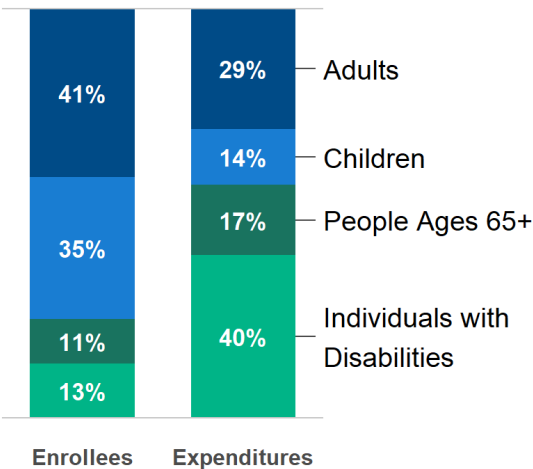
\*Fee-for-Service

Financing for Medicaid is shared by states and the federal government; Wisconsin receives \$7.9 billion in federal Medicaid funding



Federal funding is 65% of total Medicaid spending in Wisconsin

In Wisconsin Medicaid, people ages 65+ and people with disabilities are 24% of enrollees but account for 57% of spending

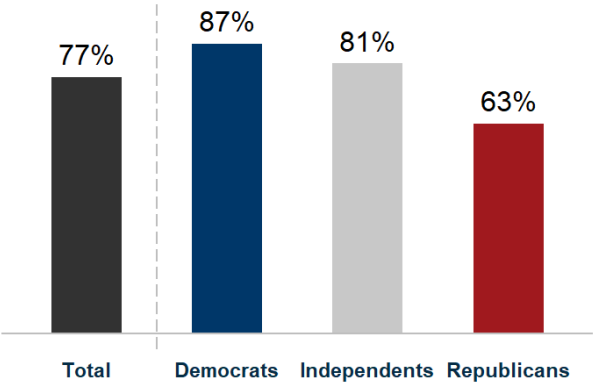


Per enrollee Medicaid spending is higher for individuals receiving institutional care

	Home care	Institutional care
Per-enrollee spending	\$19,400	\$26,596
Number of enrollees	223,300	14,200
People on waiting lists*	N/A	

\*A waiting list includes people who are interested in, but are not receiving, home care.

Most Americans hold favorable views of Medicaid



Nationally, access to care is similar for adults with Medicaid and private insurance

