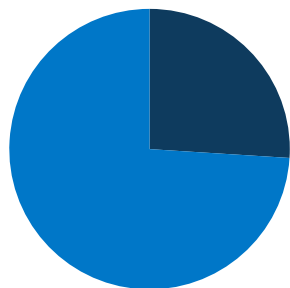
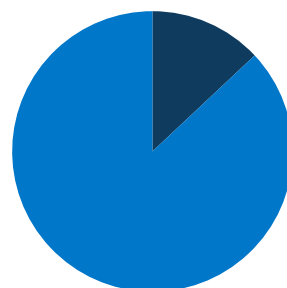


563,000
total WY population



26%
of WY
population is
low-income
(<200% FPL)



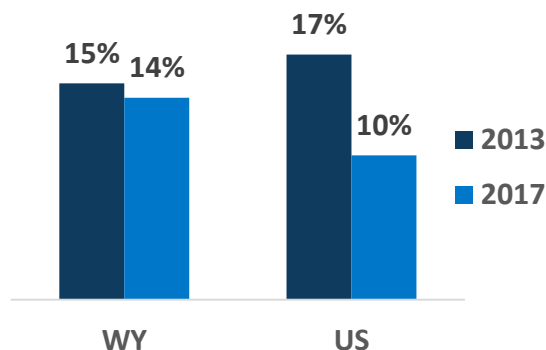
13%
of WY
population is
covered by
Medicaid/CHIP

**WY Expansion
Status:
Not Adopted**

**Adults in
Coverage Gap:
12,000**



Uninsured Rates



In WY, Medicaid Covers:

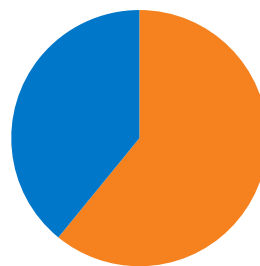
1 in 11 adults,
ages 19-64

1 in 4 children

**5 in 8 nursing
home residents**

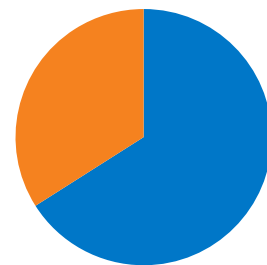
**2 in 9 individuals
with disabilities**

**1 in 9 Medicare
beneficiaries**



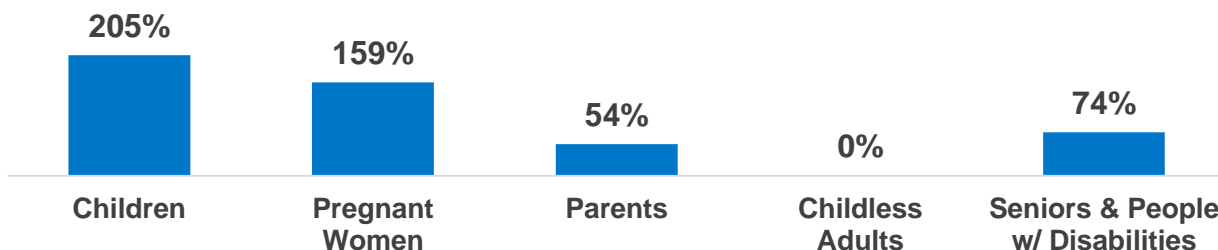
61%
of adult Medicaid
enrollees are working
in WY

34%
of children with special
health care needs are
covered by Medicaid in WY

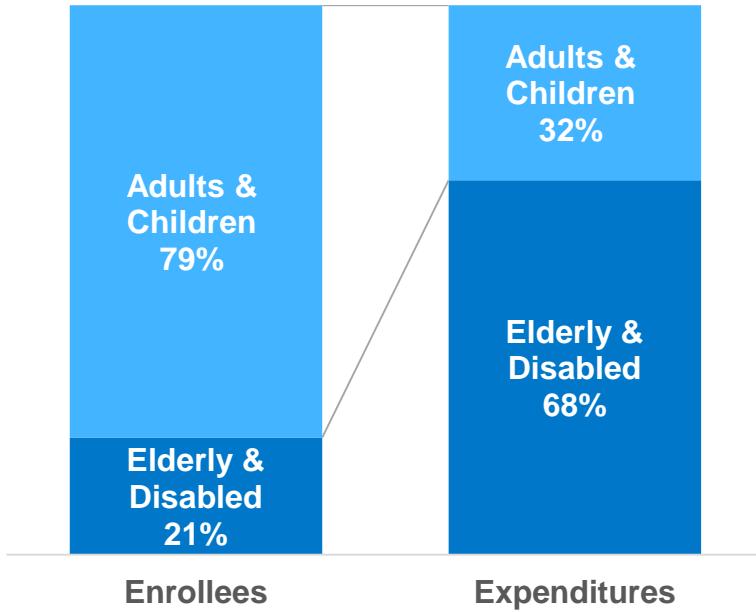


100% of FPL: \$21,330 for a family of three; \$12,490 for an individual

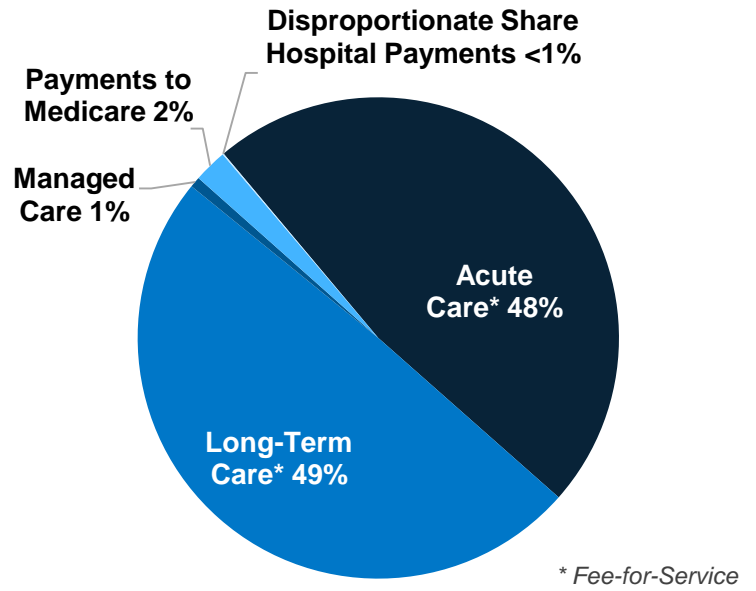
WY Eligibility Levels (as a % of FPL)



WY Medicaid Enrollees & Expenditures



Total WY Medicaid Spending by Service: \$602.6 Million



Nationally Medicaid Pays For:

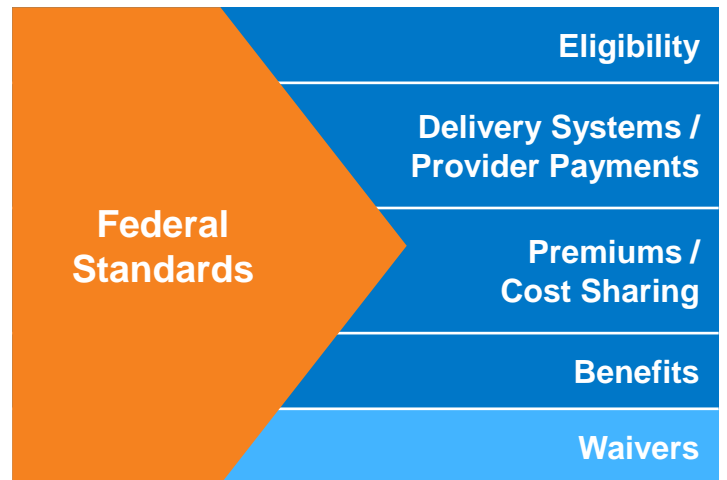


1 in 6 dollars in the health care system

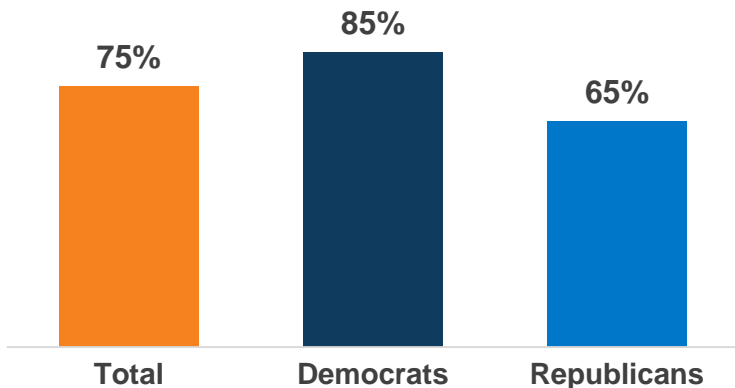


1 in 2 dollars on long-term services and supports

States Have Flexibility in Their Medicaid Design



National Share of Those that Hold Favorable Views of Medicaid



National Access & Satisfaction Measures

