



HIV continues to be a significant health concern in the US, but early detection and treatment have improved health outcomes and help to prevent future HIV transmission.

Medicaid is the largest source of coverage for individuals with HIV. The ACA's Medicaid expansion, with enhanced federal funding, covers many parents and childless adults with HIV who previously were excluded from Medicaid until they became disabled.

By covering more individuals with HIV and increasing state capacity to provide treatment to individuals with HIV, Medicaid is a key tool in curbing the epidemic.

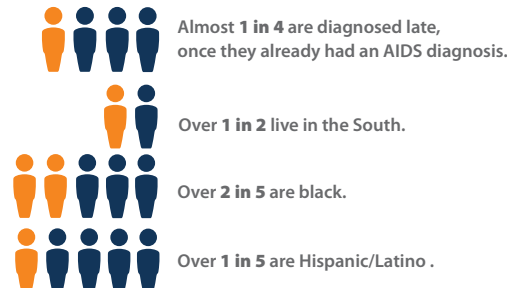
The Number of Individuals with HIV Continues to Increase as Many are Living Longer

Over **955,000** individuals are living with diagnosed HIV as of 2014.



But, 13% of individuals are unaware of their infection.

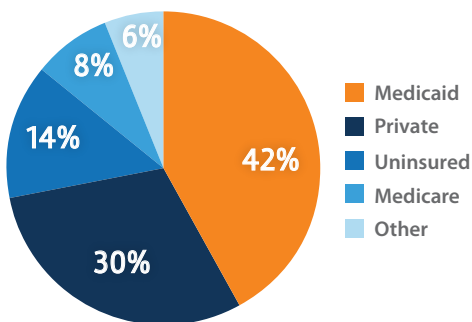
Among the nearly **40,000** people newly diagnosed with HIV in 2015:



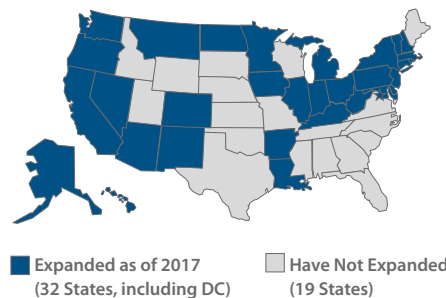
Over 90% of individuals with HIV survive more than 3 years after diagnosis, due to improved screening and more effective antiretroviral therapy.

The ACA Broadened Medicaid Eligibility Allowing More Individuals with HIV to Access Care Early

Medicaid covers over **4 in 10** individuals with HIV in care as of 2014.

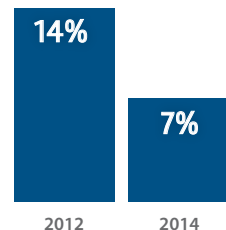


32 states, including DC, expanded Medicaid coverage, with enhanced federal financing, including many individuals with HIV who **previously were excluded until disabled**.



Medicaid expansion drove a **decrease in uninsured individuals with HIV**, not seen in non-expansion states.

Percent of uninsured individuals with HIV in care in expansion states



The ACA Increased State Medicaid Programs' Capacity to Finance Screening and Treatment for HIV


All state Medicaid programs cover:

- + HIV drug therapies
- + lab services
- + physician services
- + inpatient hospital services
- + outpatient services
- + medically necessary HIV testing
- + PrEP, prevention medication for HIV negative individuals

State Medicaid programs can cover:

- + care coordination for individuals with HIV
- + home & community based services for individuals with HIV
- + routine HIV testing

Given that HIV treatment is costly, Medicaid spends almost five times the amount on an enrollee with HIV as it does on enrollees overall.



Medicaid accounts for 30% of federal spending on HIV care in 2016.

Limits on Medicaid coverage and financing could set back efforts to prevent and treat HIV.

Sources for this document are available at: <http://kff.org/infographic/medicaids-role-for-individuals-with-hiv>.

The Henry J. Kaiser Family Foundation Headquarters: 2400 Sand Hill Road, Menlo Park, CA 94025 | Phone 650-854-9400
Washington Offices and Barbara Jordan Conference Center: 1330 G Street, NW, Washington, DC 20005 | Phone 202-347-5270

www.kff.org | Email Alerts: kff.org/email | facebook.com/KaiserFamilyFoundation | twitter.com/KaiserFamFound

Filling the need for trusted information on national health issues, the Kaiser Family Foundation is a nonprofit organization based in Menlo Park, California.

Medicaid's Role in Care for Individuals with HIV by State							
State	Adults and adolescents living with diagnosed HIV (2014)	Annual Rate (per 100,000) of New Diagnosis for Individuals of All Ages (2015)	Medicaid Enrollees Living with HIV (2011)	Annual Death Rate (per 100,000) of Adults and Adolescents with Diagnosed HIV (2013)	Medicaid Coverage of HIV Treatments		
					HIV Drug Treatment (2017)	Lab Services (2017)	Routine HIV Testing (2013)*
Expanded Medicaid/Republican Governor							
Arizona	14,726	10.5	2,600	3.9	Yes	Yes	Yes
Arkansas	5,174	8.7	900	4.4	Yes	Yes	No
Illinois	34,843	11.5	8,700	6.3	Yes	Yes	Yes
Indiana	10,279	9.6	2,300	3.4	Yes	Yes	No
Iowa	2,355	4.0	600	1.6	Yes	Yes	No
Kentucky	6,511	7.6	1,200	3.2	Yes	Yes	Yes
Maryland	32,002	22.4	8,300	6.1	Yes	Yes	No
Massachusetts	19,290	8.9	7,500	4.0	Yes	Yes	Yes
Michigan	14,944	7.3	5,500	2.6	Yes	Yes	No
Nevada	8,405	16.8	900	5.7	Yes	Yes	Yes
New Hampshire	1,240	1.7	300	1.2	Yes	Yes	Yes
New Jersey	35,682	13.3	7,800	11.1	Yes	Yes	Yes
New Mexico	3,096	6.5	500	2.0	Yes	Yes	Yes
North Dakota	306	2.9	100	0.6	Yes	Yes	Yes
Ohio	19,911	8.0	3,800	3.1	Yes	Yes	Yes
Vermont	662	1.9	300	2.1	Yes	Yes	Yes
<i>State Average</i>	<i>13,089</i>	<i>8.9</i>	<i>3,206</i>	<i>3.8</i>	<i>16/16</i>	<i>16/16</i>	<i>11/16</i>
Expanded Medicaid/Democratic or Independent Governor							
Alaska	637	3.3	200	3.4	Yes	Yes	Yes
California	119,589	12.1	25,300	5.1	Yes	Yes	Yes
Colorado	11,199	6.9	800	2.4	Yes	Yes	Yes
Connecticut	10,236	7.6	4,700	6.3	Yes	Yes	Yes
Delaware	3,213	11.5	1,600	8.2	Yes	Yes	Yes
District of Columbia	15,200	57.0	5,800	39.7	Yes	Yes	Yes
Hawaii	2,741	8.0	600	0.9	Yes	Yes	Yes
Louisiana	18,950	24.2	5,300	12.4	Yes	Yes	Yes
Minnesota	7,549	5.2	2,200	1.8	Yes	Yes	Yes
Montana	548	1.8	100	1.1	Yes	Yes	Yes
New York	130,753	15.8	59,900	14.0	Yes	Yes	Yes
Oregon	6,275	5.2	1,400	3.0	Yes	Yes	Yes
Pennsylvania	33,593	9.2	3,800	6.0	Yes	Yes	Yes
Rhode Island	2,264	6.1	600	2.4	Yes	Yes	Yes
Washington	12,030	6.3	2,400	3.0	Yes	Yes	Yes
West Virginia	1,896	4.0	500	2.0	Yes	Yes	Yes
<i>State Average</i>	<i>23,542</i>	<i>11.5</i>	<i>7200</i>	<i>7.0</i>	<i>16/16</i>	<i>16/16</i>	<i>16/16</i>
Did Not Expand Medicaid/Republican Governor							
Alabama	12,439	9.9	2,600	7.2	Yes	Yes	No
Florida	103,696	24.0	25,800	13.6	Yes	Yes	No
Georgia	46,870	23.4	8,200	5.6	Yes	Yes	No
Idaho	1,031	2.4	200	0.9	Yes	Yes	Yes
Kansas	2,884	5.1	600	2.6	Yes	Yes	Yes
Maine	1,454	3.5	500	1.1	Yes	Yes	No
Mississippi	8,983	17.0	2,400	8.1	Yes	Yes	No
Missouri	11,560	7.7	3,100	3.9	Yes	Yes	Yes
Nebraska	2,014	4.3	400	1.7	Yes	Yes	No
Oklahoma	5,605	8.2	1,200	3.8	Yes	Yes	Yes
South Carolina	15,942	14.2	2,800	8.1	Yes	Yes	No
South Dakota	492	2.9	100	0.5	Yes	Yes	No
Tennessee	16,163	10.9	3,700	6.8	Yes	Yes	Yes
Texas	77,896	16.3	11,100	6.2	Yes	Yes	Yes
Utah	2,618	3.9	300	0.9	Yes	Yes	No
Wisconsin	5,952	4.0	2,100	1.9	Yes	Yes	Yes
Wyoming	269	2.6	100	0.7	Yes	Yes	Yes
<i>State Average</i>	<i>18,580</i>	<i>9.4</i>	<i>3,835</i>	<i>4.3</i>	<i>17/17</i>	<i>17/17</i>	<i>8/17</i>
Did Not Expand Medicaid/Democratic Governor							
North Carolina	28,897	13.4	7,300	6.7	Yes	Yes	Yes
Virginia	21,740	11.4	3,200	5.5	Yes	Yes	No
<i>State Average</i>	<i>25,319</i>	<i>12.4</i>	<i>5,250</i>	<i>6.1</i>	<i>2/2</i>	<i>2/2</i>	<i>1/2</i>

*All states are required to cover medically necessary HIV testing; some states have expanded coverage to include routine HIV testing.

Data table prepared by Kaiser Family Foundation.