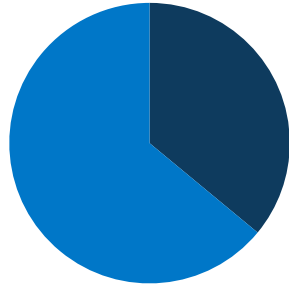
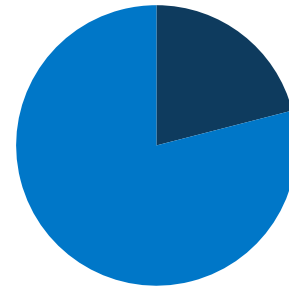


4.7 million
total AL population



36%
of AL population is low-income (<200% FPL)



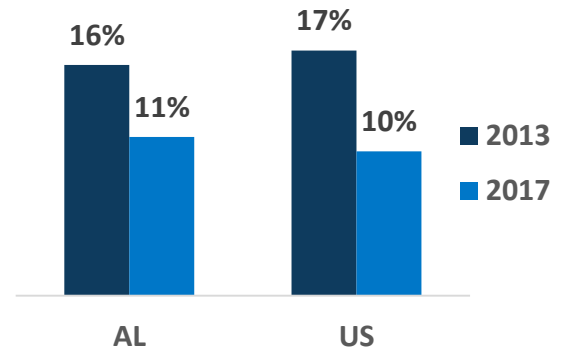
21%
of AL population is covered by Medicaid/CHIP

AL Expansion Status:
Not Adopted

Adults in Coverage Gap:
140,000



Uninsured Rates



In AL, Medicaid Covers:

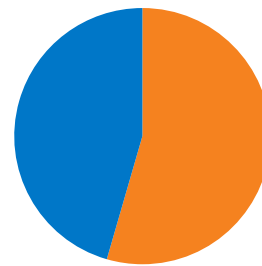
1 in 8 adults, ages 19-64

1 in 2 children

2 in 3 nursing home residents

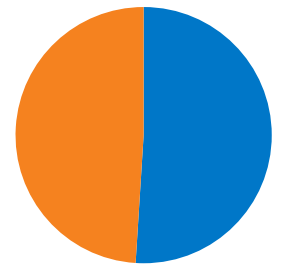
1 in 3 individuals with disabilities

1 in 5 Medicare beneficiaries



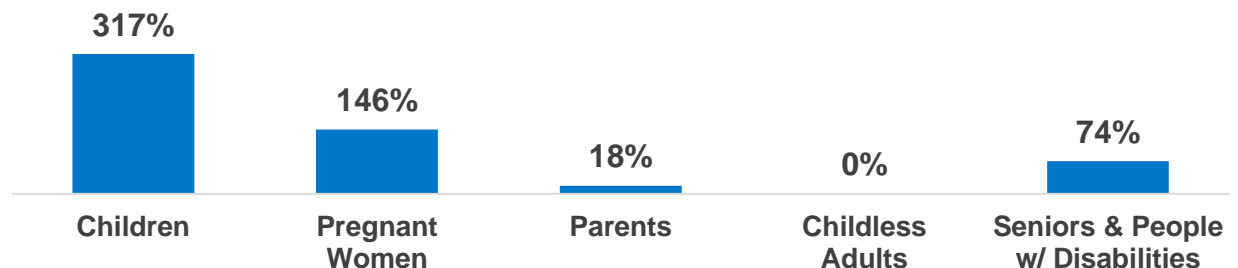
54%
of adult Medicaid enrollees are working in AL

49%
of children with special health care needs are covered by Medicaid in AL

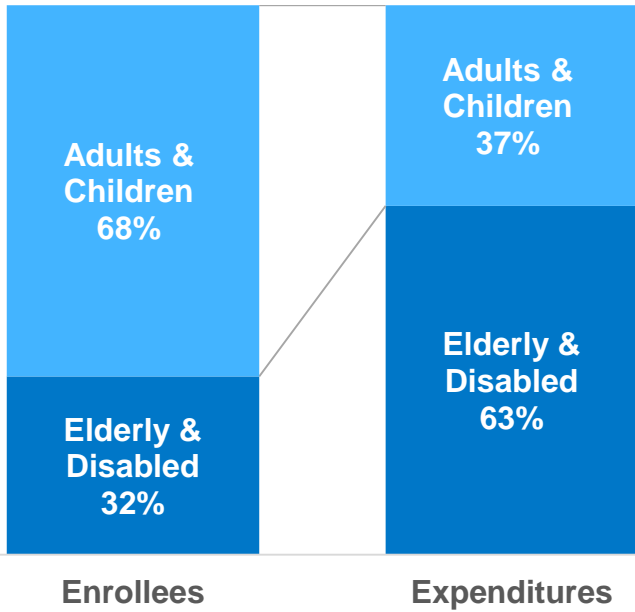


100% of FPL: \$21,330 for a family of three; \$12,490 for an individual

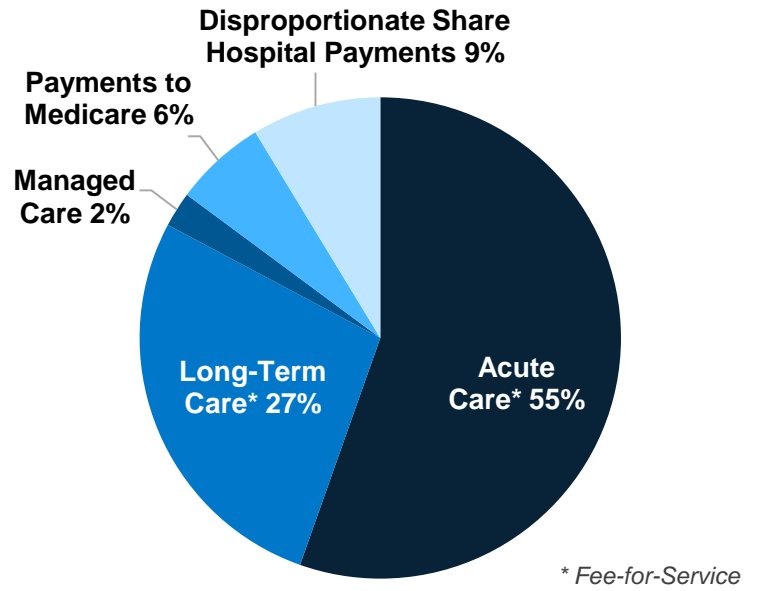
AL Eligibility Levels (as a % of FPL)



AL Medicaid Enrollees & Expenditures



Total AL Medicaid Spending by Service: \$5.6 Billion



Nationally Medicaid Pays For:

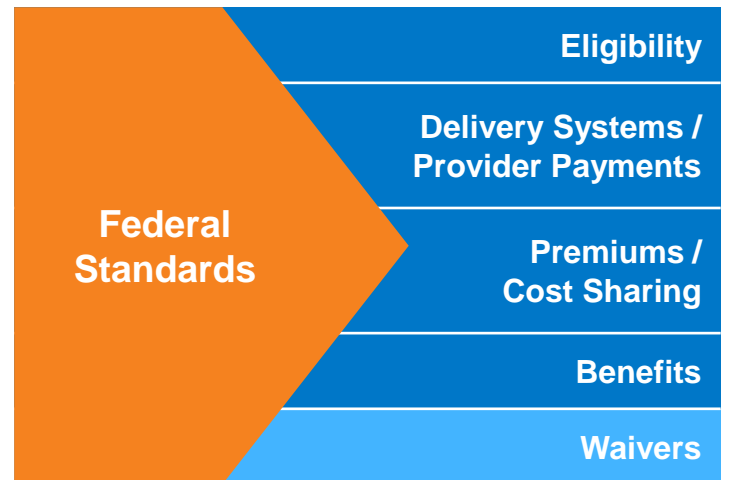


1 in 6 dollars in the health care system

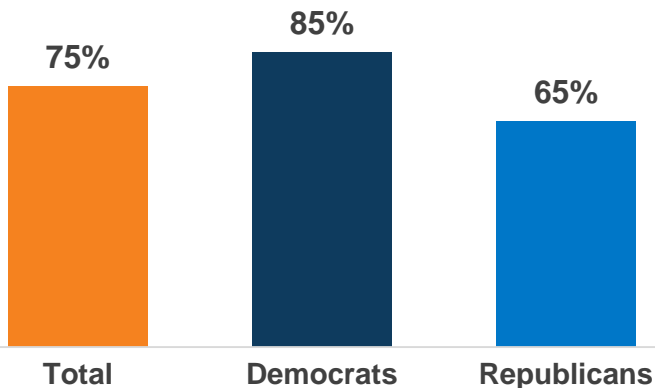


1 in 2 dollars on long-term services and supports

States Have Flexibility in Their Medicaid Design



National Share of Those that Hold Favorable Views of Medicaid



National Access & Satisfaction Measures

