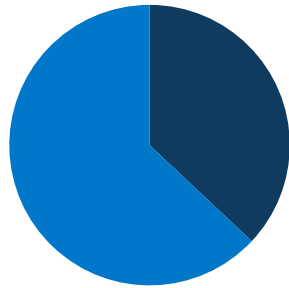
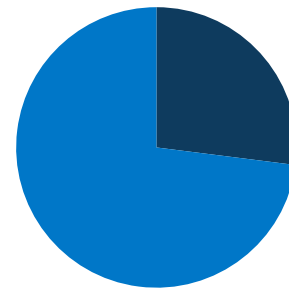


2.9 million
total AR population



37%
of AR population is low-income (<200% FPL)



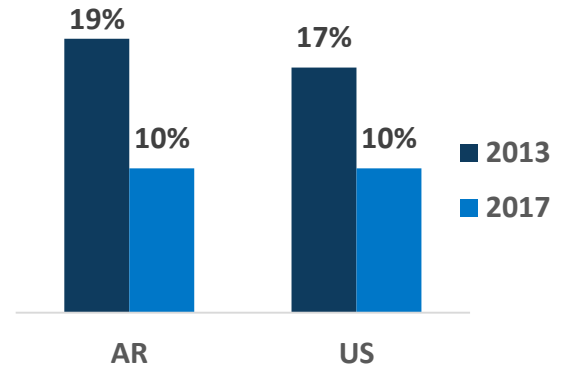
27%
of AR population is covered by Medicaid/CHIP

AR Expansion Status:
Adopted

Adults in Expansion Group:
326,900



Uninsured Rates



In AR, Medicaid Covers:



1 in 5 adults,
ages 19-64



1 in 2 children



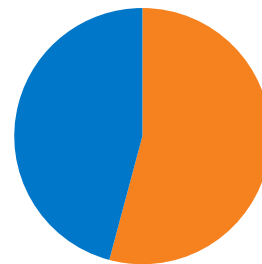
2 in 3 nursing home residents



2 in 5 individuals with disabilities

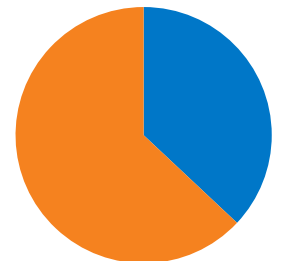


1 in 5 Medicare beneficiaries



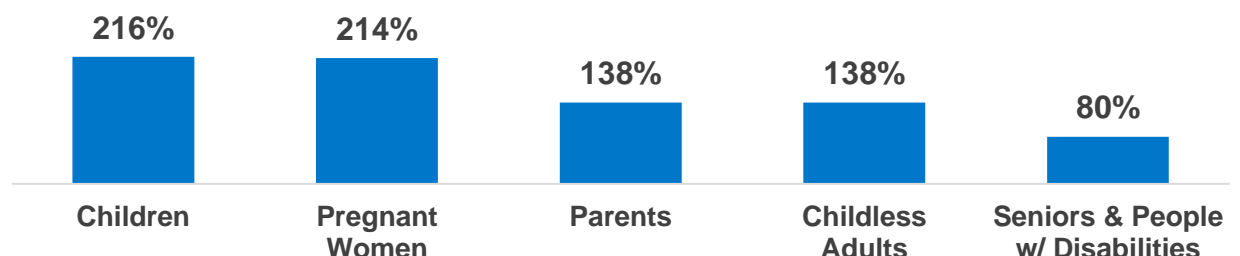
54%
of adult Medicaid enrollees are working in AR

63%
of children with special health care needs are covered by Medicaid in AR

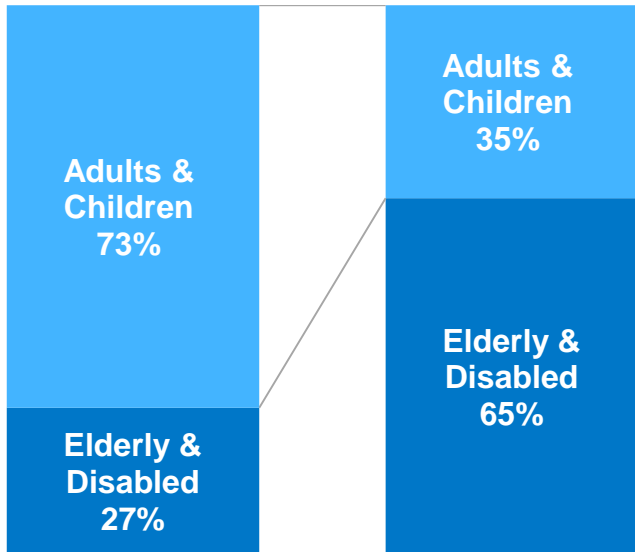


100% of FPL: \$21,330 for a family of three; \$12,490 for an individual

AR Eligibility Levels (as a % of FPL)



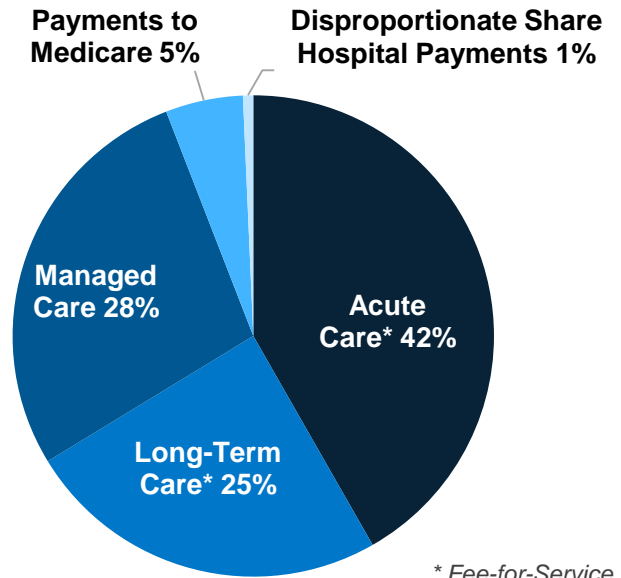
AR Medicaid Enrollees & Expenditures



Enrollees

Expenditures

Total AR Medicaid Spending by Service: \$6.4 Billion



* Fee-for-Service

Nationally Medicaid Pays For:

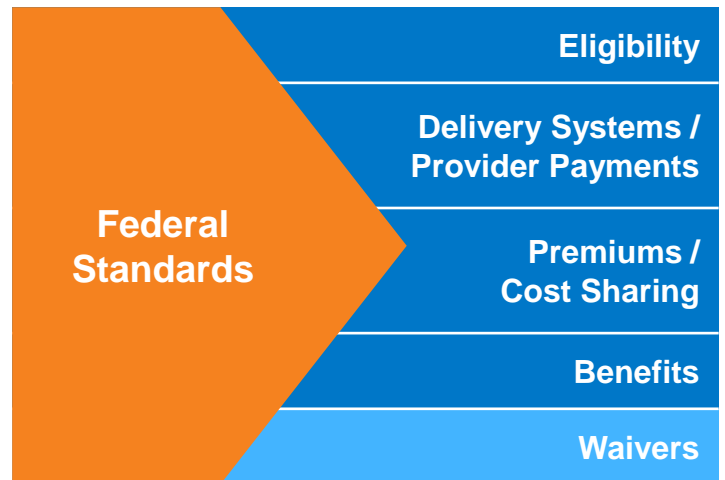


1 in 6 dollars in the health care system

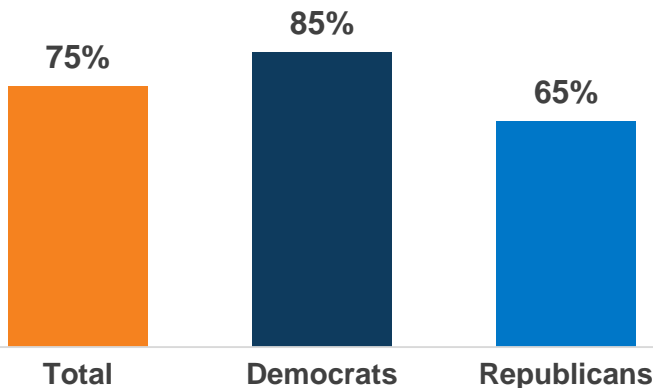


1 in 2 dollars on long-term services and supports

States Have Flexibility in Their Medicaid Design



National Share of Those that Hold Favorable Views of Medicaid



National Access & Satisfaction Measures

