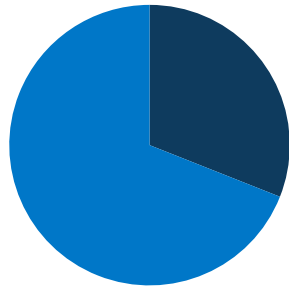
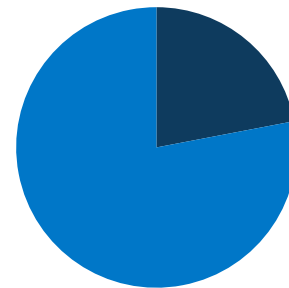


6.8 million
total AZ population



31%
of AZ population is low-income (<200% FPL)



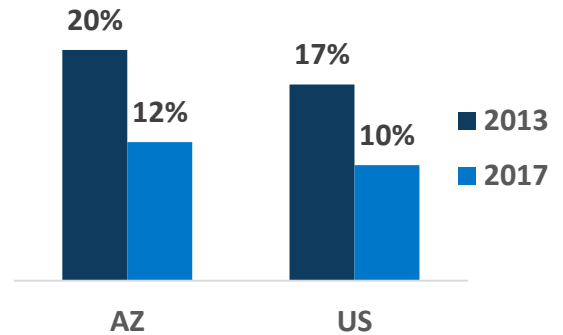
22%
of AZ population is covered by Medicaid/CHIP

AZ Expansion Status:
Adopted

Adults in Expansion Group:
432,100



Uninsured Rates



In AZ, Medicaid Covers:



1 in 5 adults, ages 19-64



2 in 5 children



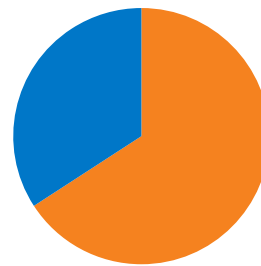
3 in 5 nursing home residents



1 in 3 individuals with disabilities

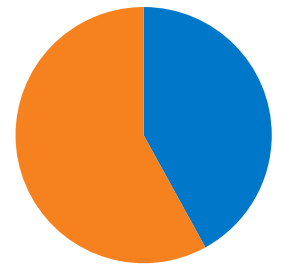


1 in 6 Medicare beneficiaries



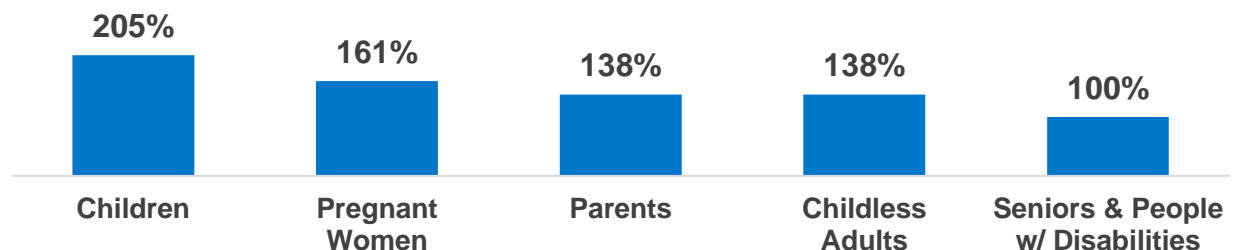
66%
of adult Medicaid enrollees are working in AZ

58%
of children with special health care needs are covered by Medicaid in AZ

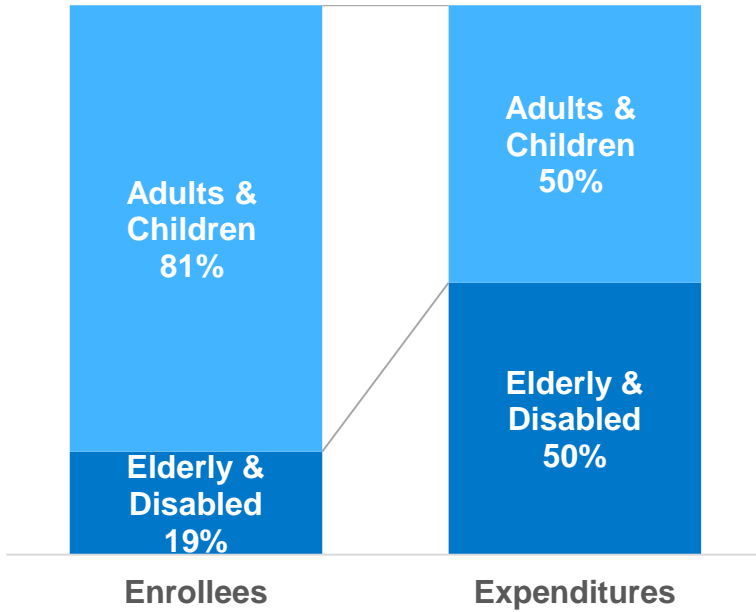


100% of FPL: \$21,330 for a family of three; \$12,490 for an individual

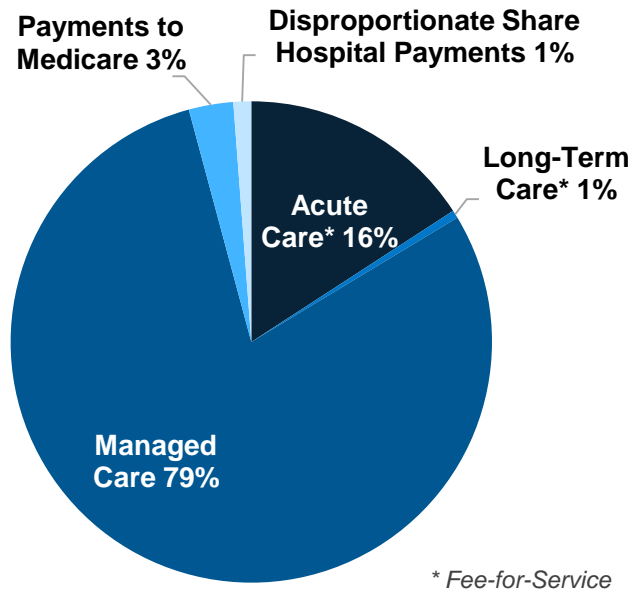
AZ Eligibility Levels
(as a % of FPL)



AZ Medicaid Enrollees & Expenditures



Total AZ Medicaid Spending by Service: \$12.1 Billion



Nationally Medicaid Pays For:

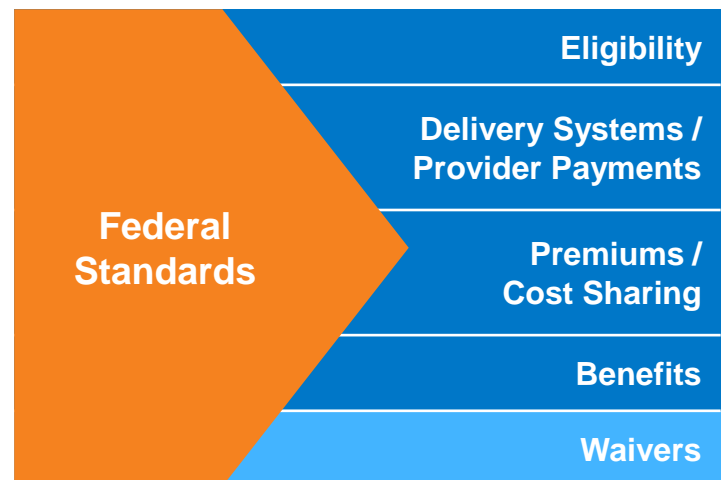


1 in 6 dollars in the health care system

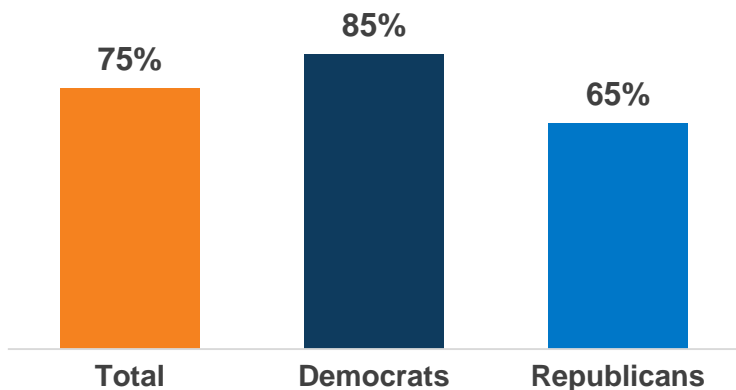


1 in 2 dollars on long-term services and supports

States Have Flexibility in Their Medicaid Design



National Share of Those that Hold Favorable Views of Medicaid



National Access & Satisfaction Measures

