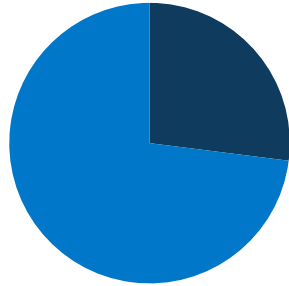
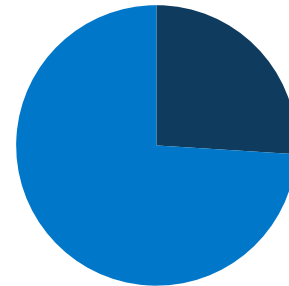


**38.7 million**  
total CA population



**27%**  
of CA population is low-income (<200% FPL)



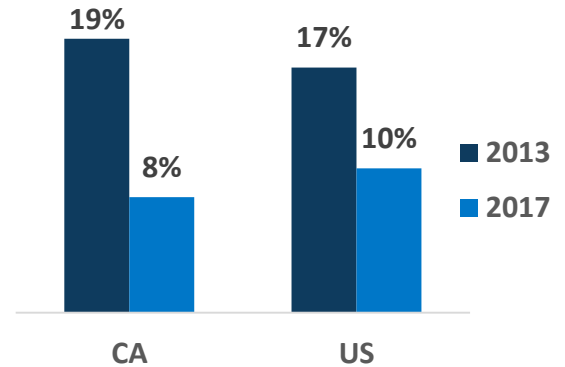
**26%**  
of CA population is covered by Medicaid/CHIP

**CA Expansion Status:**  
*Adopted*

**Adults in Expansion Group:**  
**3,809,900**



## Uninsured Rates



## In CA, Medicaid Covers:



**1 in 5 adults,**  
ages 19-64



**3 in 7 children**



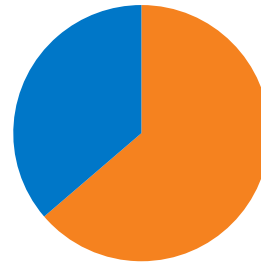
**5 in 8 nursing home residents**



**3 in 7 individuals with disabilities**

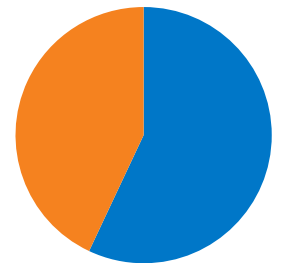


**1 in 4 Medicare beneficiaries**



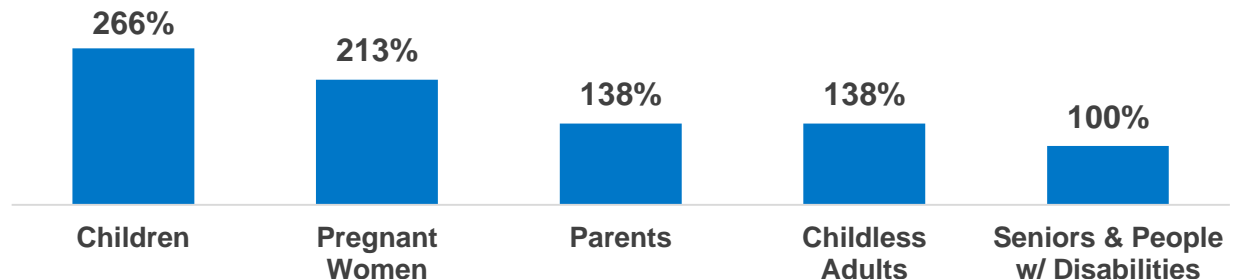
**64%**  
of adult Medicaid enrollees are working in CA

**43%**  
of children with special health care needs are covered by Medicaid in CA

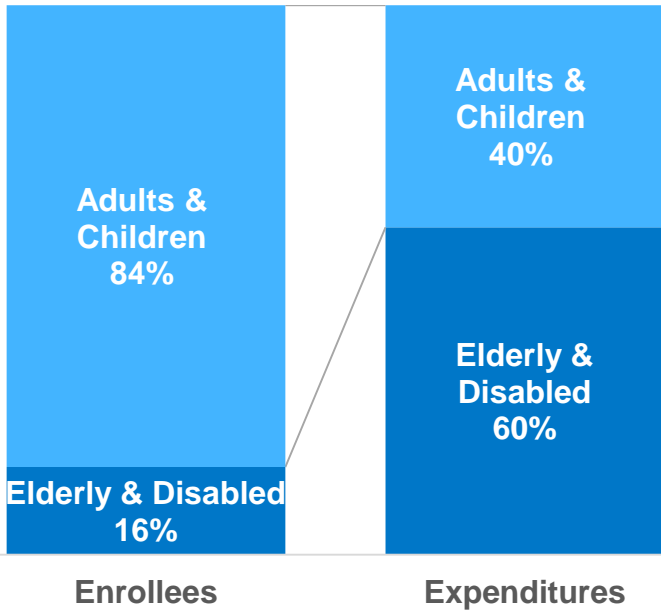


100% of FPL: \$21,330 for a family of three; \$12,490 for an individual

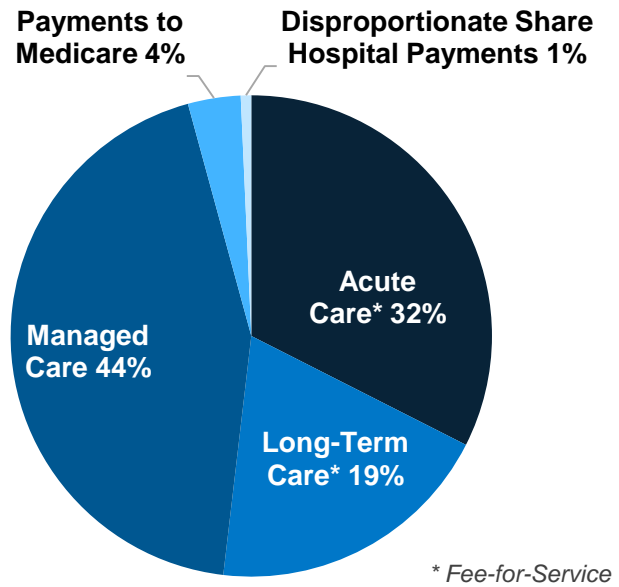
## CA Eligibility Levels (as a % of FPL)



## CA Medicaid Enrollees & Expenditures



## Total CA Medicaid Spending by Service: \$83.9 Billion



## Nationally Medicaid Pays For:

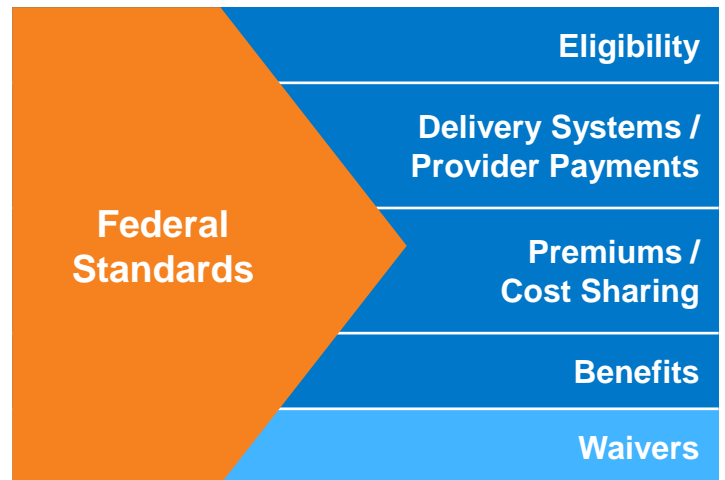


1 in 6 dollars in the health care system

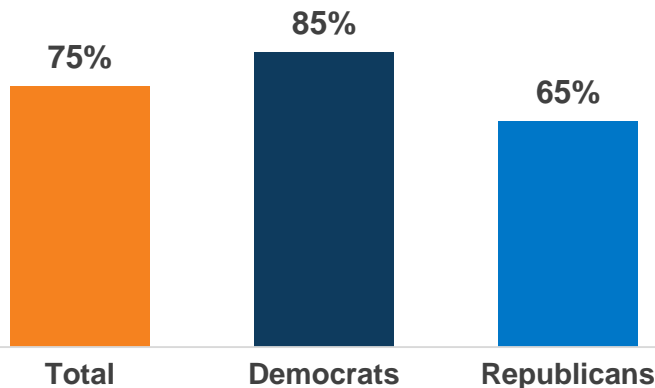


1 in 2 dollars on long-term services and supports

## States Have Flexibility in Their Medicaid Design



## National Share of Those that Hold Favorable Views of Medicaid



## National Access & Satisfaction Measures

