

**1,143,000** children and adults are enrolled in Colorado Medicaid

## Among all Medicaid enrollees in Colorado:

**3 in 8 (36%)** are children

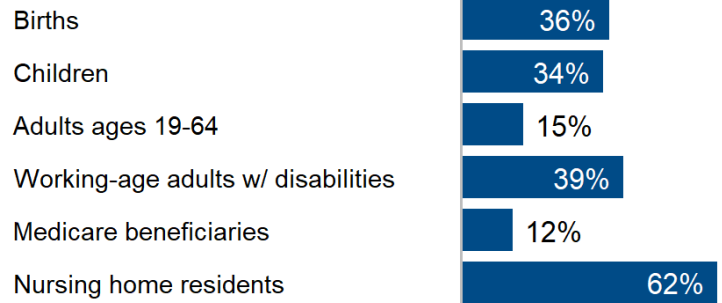
**1 in 7 (15%)** live in a rural area

**1 in 9 (11%)** have three or more chronic conditions

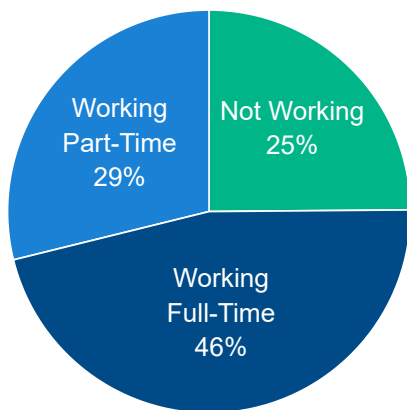
CO expansion status: Adults in expansion group:

**Adopted 350,000**

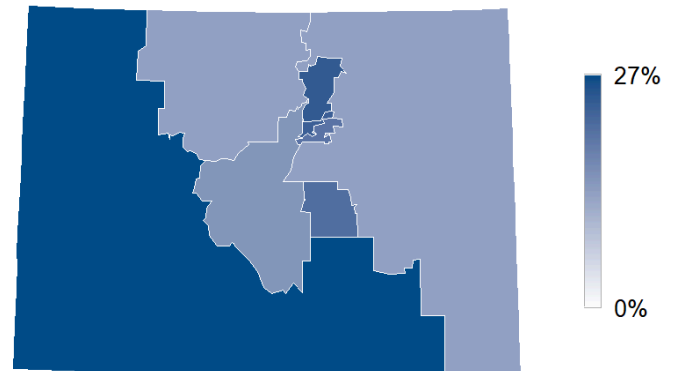
## In Colorado, Medicaid covers...



## A majority (75%) of Medicaid adults are working in Colorado

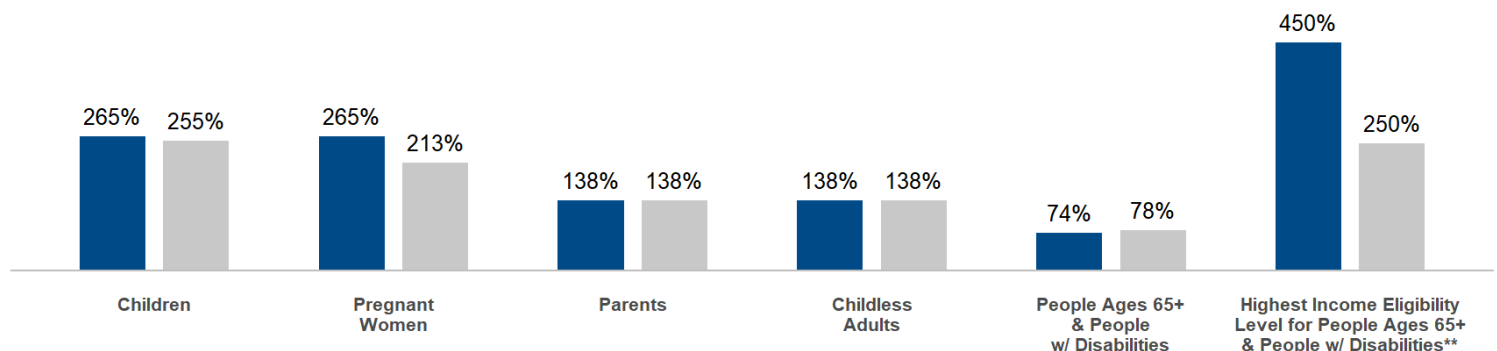


## Medicaid covers from 13% to 27% of people in CO's congressional districts



## Medicaid eligibility limits as a percent of the federal poverty level (FPL)\*

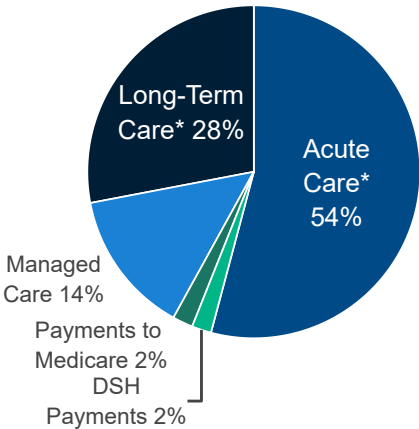
■ Colorado ■ U.S. Median



\*The FPL in 2025 is \$26,650 for a family of three and \$15,650 for an individual.


\*\*To qualify for Medicaid at the higher income eligibility levels, individuals must meet requirements for the buy-in program for working age people with disabilities.

Total Medicaid spending in Colorado is \$13 billion



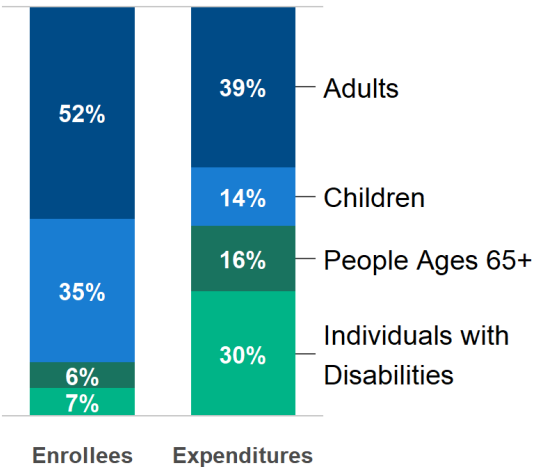
\*Fee-for-Service

Financing for Medicaid is shared by states and the federal government; Colorado receives \$8.2 billion in federal Medicaid funding



Federal funding is 64% of total Medicaid spending in Colorado

In Colorado Medicaid, people ages 65+ and people with disabilities are 13% of enrollees but account for 46% of spending

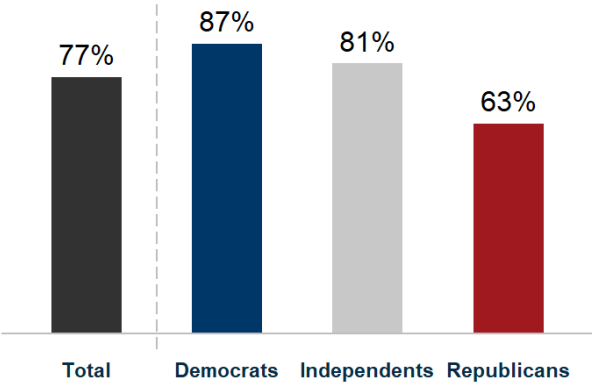


Per enrollee Medicaid spending is higher for individuals receiving institutional care

	Home care	Institutional care
Per-enrollee spending	\$43,611	\$63,292
Number of enrollees	66,800	13,700
People on waiting lists*	3,357	

\*A waiting list includes people who are interested in, but are not receiving, home care.

Most Americans hold favorable views of Medicaid



Nationally, access to care is similar for adults with Medicaid and private insurance

