

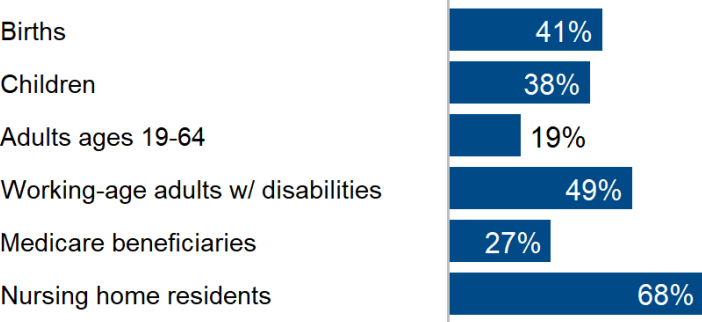
1,086,000 children and adults are enrolled in Connecticut Medicaid

Among all Medicaid enrollees in Connecticut:

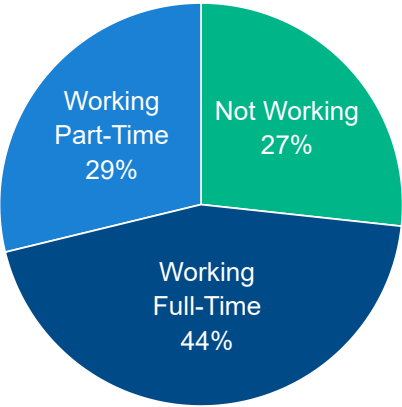
- 2 in 7 (30%) are children
- 1 in 25 (4%) live in a rural area
- 1 in 6 (17%) have three or more chronic conditions

CT expansion status: **Adopted** Adults in expansion group: **322,000**

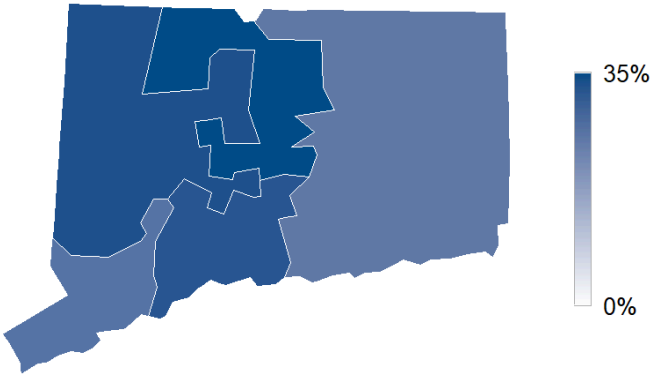
In Connecticut, Medicaid covers...



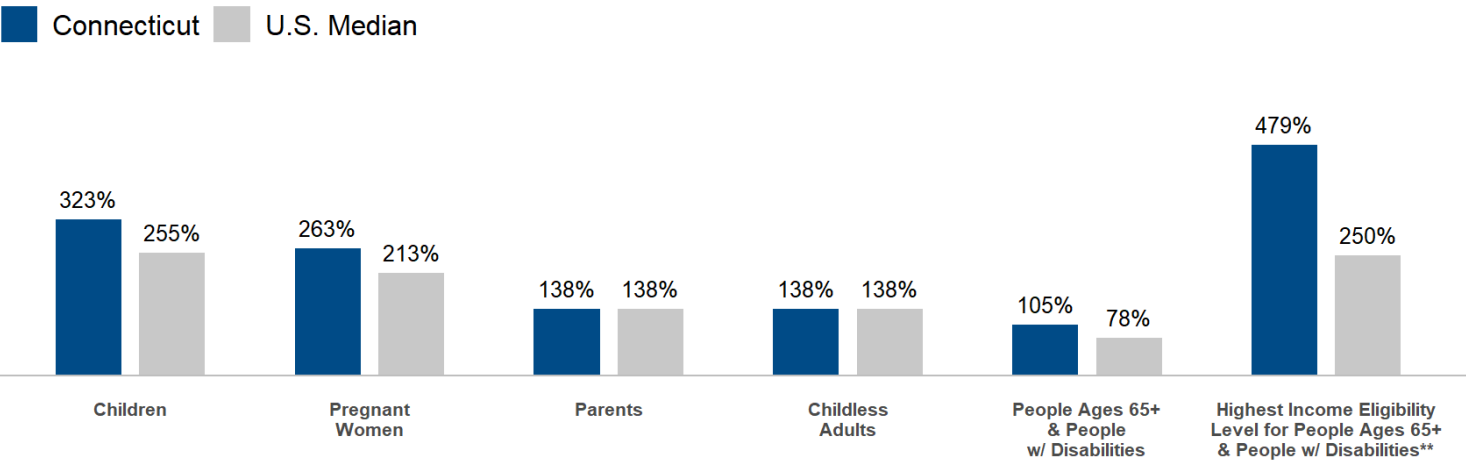
A majority (73%) of Medicaid adults are working in Connecticut



Medicaid covers from 25% to 35% of people in CT's congressional districts

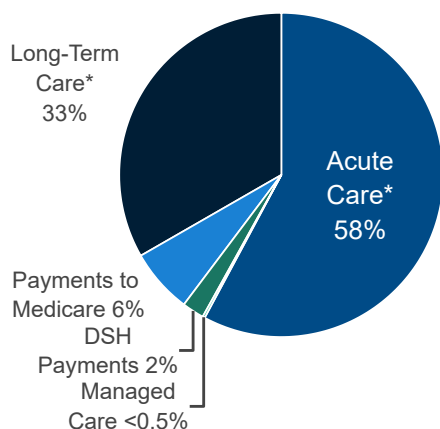


Medicaid eligibility limits as a percent of the federal poverty level (FPL)*



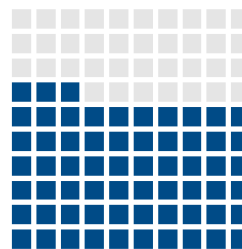
*The FPL in 2025 is \$26,650 for a family of three and \$15,650 for an individual.
**To qualify for Medicaid at the higher income eligibility levels, individuals must meet requirements for the buy-in program for working age people with disabilities.

Total Medicaid spending in Connecticut is \$10.4 billion



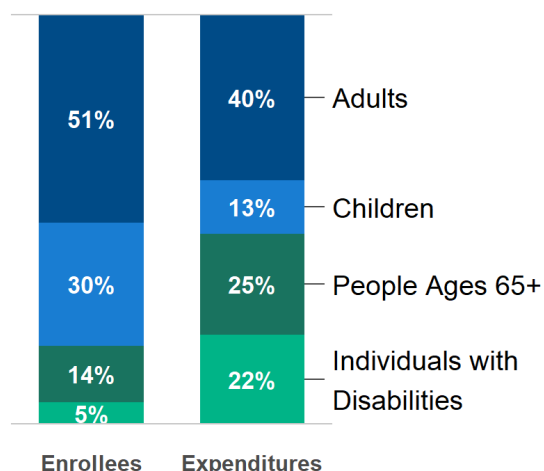
*Fee-for-Service

Financing for Medicaid is shared by states and the federal government; Connecticut receives \$6.6 billion in federal Medicaid funding



Federal funding is **63%** of total Medicaid spending in Connecticut

In Connecticut Medicaid, people ages 65+ and people with disabilities are 19% of enrollees but account for 47% of spending

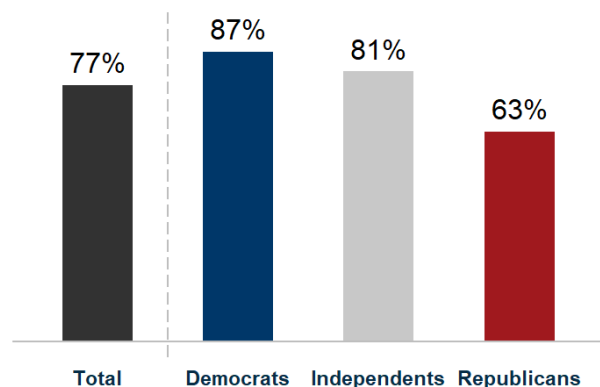


Per enrollee Medicaid spending is higher for individuals receiving institutional care

	Home care	Institutional care
Per-enrollee spending	\$62,381	\$74,933
Number of enrollees	37,600	25,800
People on waiting lists*	3,492	

*A waiting list includes people who are interested in, but are not receiving, home care.

Most Americans hold favorable views of Medicaid



Nationally, access to care is similar for adults with Medicaid and private insurance

