

Medicaid in the District of Columbia

May 2025

257,000 children and adults are enrolled in D.C. Medicaid

Among all Medicaid enrollees in the District of Columbia:

2 in 7 (28%) are children

1 in 9 (11%) have three or more chronic conditions

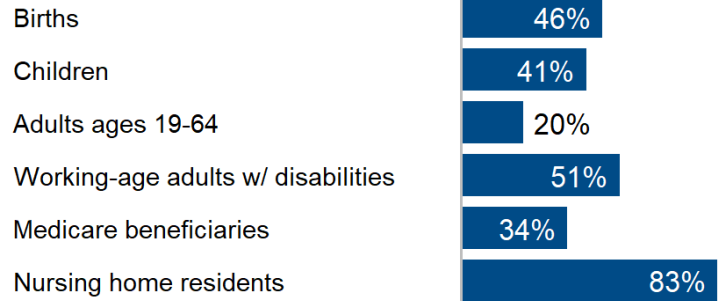
DC expansion status:

Adopted

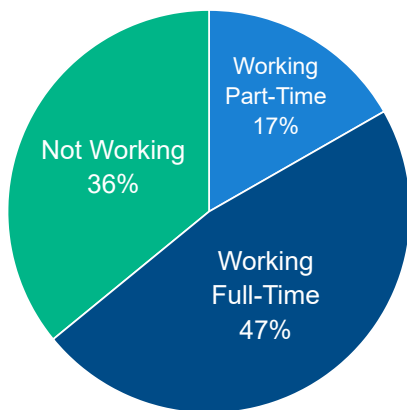
Adults in expansion group:

118,000

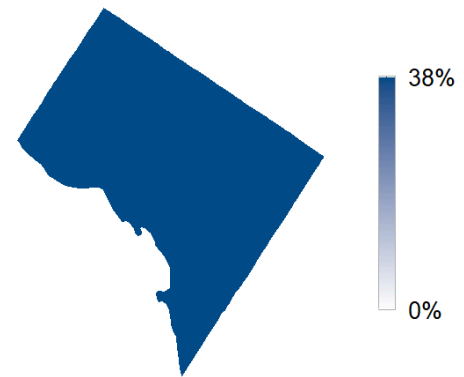
In D.C., Medicaid covers...



A majority (64%) of Medicaid adults are working in the District of Columbia

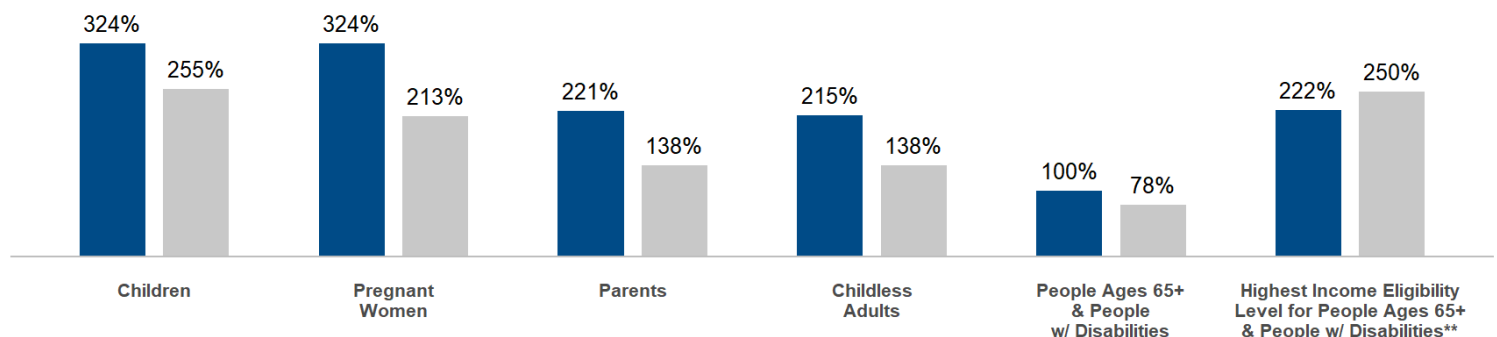


Medicaid covers 38% of people in D.C.'s only congressional district



Medicaid eligibility limits as a percent of the federal poverty level (FPL)*

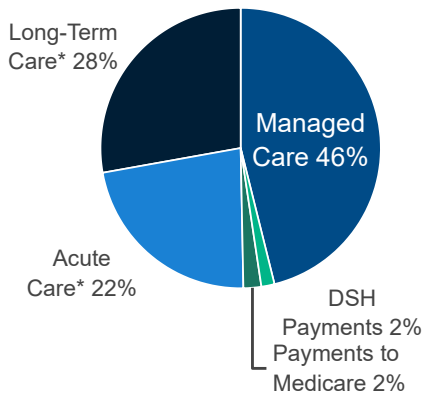
■ District of Columbia ■ U.S. Median



*The FPL in 2025 is \$26,650 for a family of three and \$15,650 for an individual.


**To qualify for Medicaid at the higher income eligibility levels, individuals must need an institutional level of care.

Total Medicaid spending in the District of Columbia is \$4.2 billion



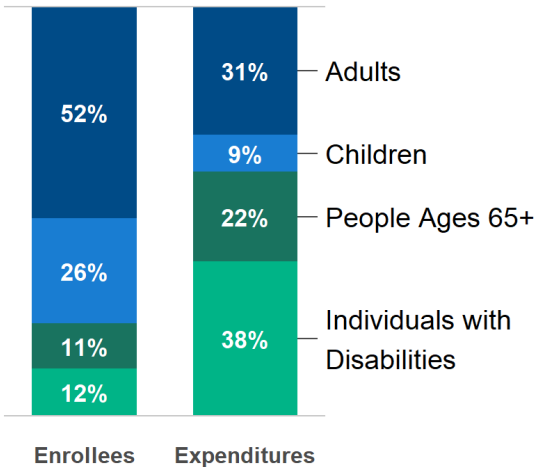
*Fee-for-Service

Financing for Medicaid is shared by states and the federal government; D.C. receives \$3.3 billion in federal Medicaid funding



Federal funding is **78%** of total Medicaid spending in the District of Columbia

In D.C. Medicaid, people ages 65+ and people with disabilities are 23% of enrollees but account for 60% of spending

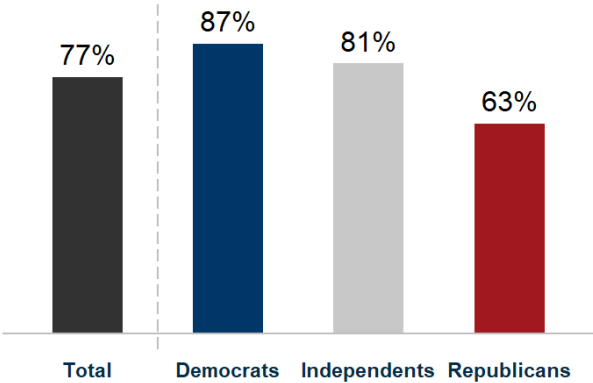


Per enrollee Medicaid spending is higher for individuals receiving home care

	Home care	Institutional care
Per-enrollee spending	\$32,199	\$113,976
Number of enrollees	44,600	4,300
People on waiting lists*	N/A	

*A waiting list includes people who are interested in, but are not receiving, home care.

Most Americans hold favorable views of Medicaid



Nationally, access to care is similar for adults with Medicaid and private insurance

