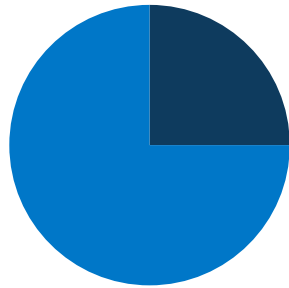
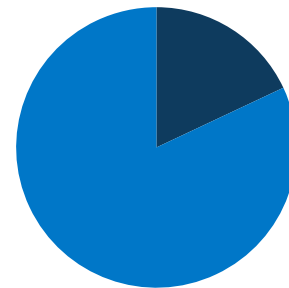


**932,000**  
total DE population



**25%**  
of DE  
population is  
low-income  
(<200% FPL)



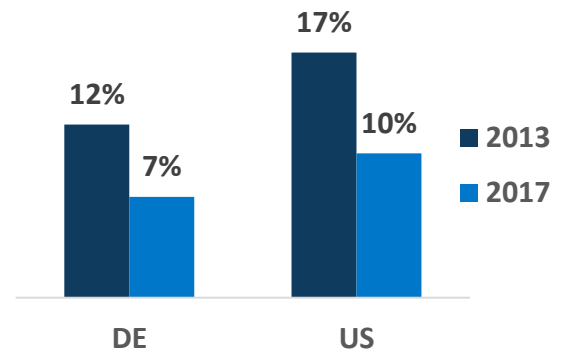
**18%**  
of DE  
population is  
covered by  
Medicaid/CHIP

**DE Expansion  
Status:  
Adopted**

**Adults in  
Expansion Group:  
62,500**



## Uninsured Rates



## In DE, Medicaid Covers:

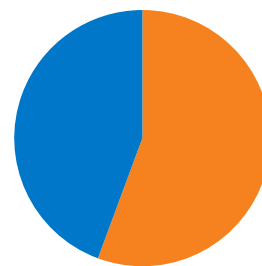
**1 in 7 adults,**  
ages 19-64

**1 in 3 children**

**3 in 5 nursing  
home residents**

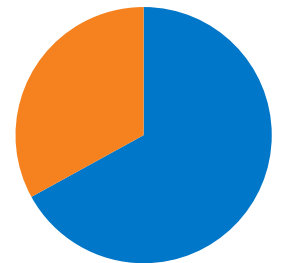
**1 in 3 individuals  
with disabilities**

**1 in 6 Medicare  
beneficiaries**



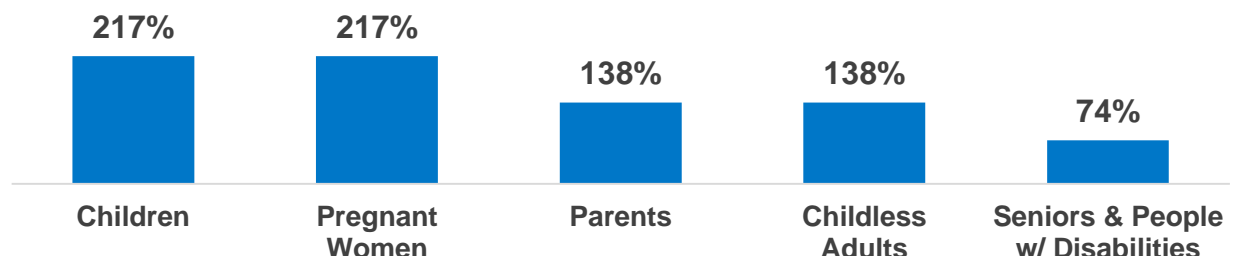
**56%**  
of adult Medicaid  
enrollees are working  
in DE

**33%**  
of children with special  
health care needs are  
covered by Medicaid in DE

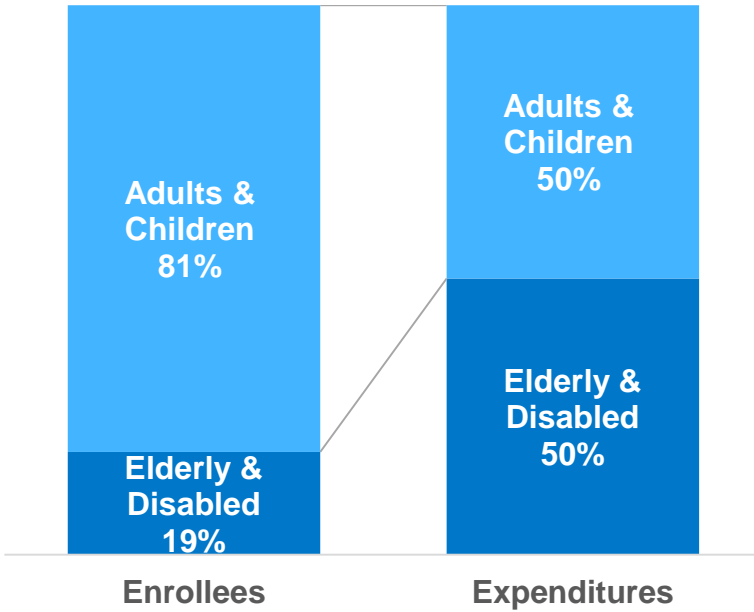


**100% of FPL:** \$21,330 for a family of three; \$12,490 for an individual

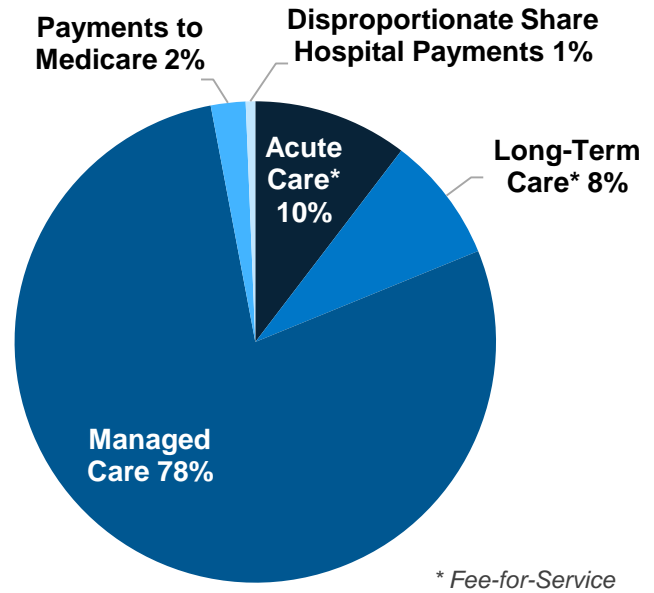
## DE Eligibility Levels (as a % of FPL)



## DE Medicaid Enrollees & Expenditures



## Total DE Medicaid Spending by Service: \$2.2 Billion



## Nationally Medicaid Pays For:

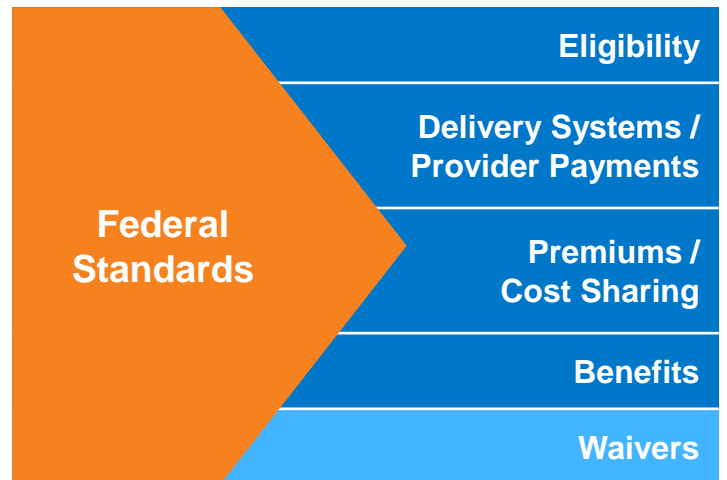


1 in 6 dollars in the health care system

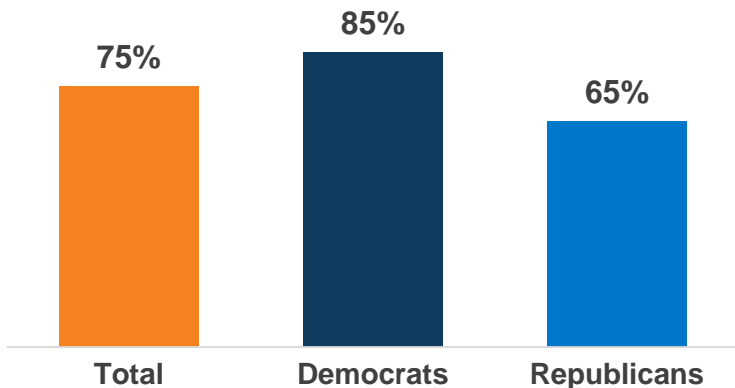


1 in 2 dollars on long-term services and supports

## States Have Flexibility in Their Medicaid Design



## National Share of Those that Hold Favorable Views of Medicaid



## National Access & Satisfaction Measures

