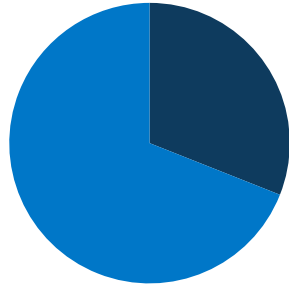
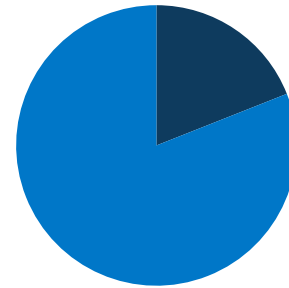


20.5 million
total FL population



31%
of FL population is low-income (<200% FPL)



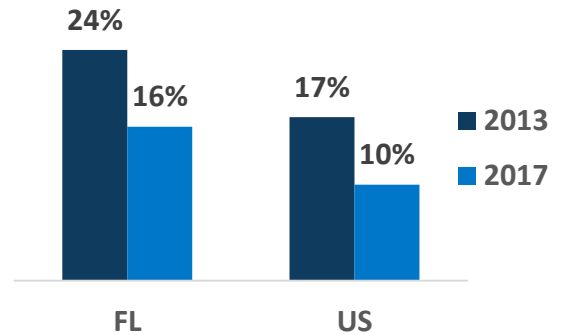
19%
of FL population is covered by Medicaid/CHIP

FL Expansion Status:
Not Adopted

Adults in Coverage Gap:
445,000



Uninsured Rates



In FL, Medicaid Covers:

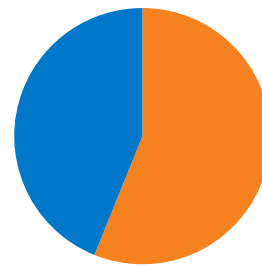
1 in 9 adults, ages 19-64

3 in 7 children

4 in 7 nursing home residents

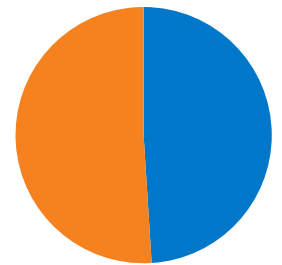
1 in 3 individuals with disabilities

1 in 5 Medicare beneficiaries



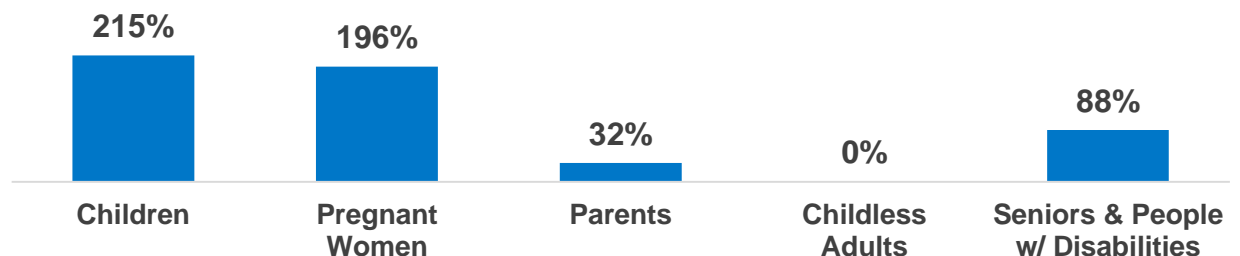
56%
of adult Medicaid enrollees are working in FL

51%
of children with special health care needs are covered by Medicaid in FL

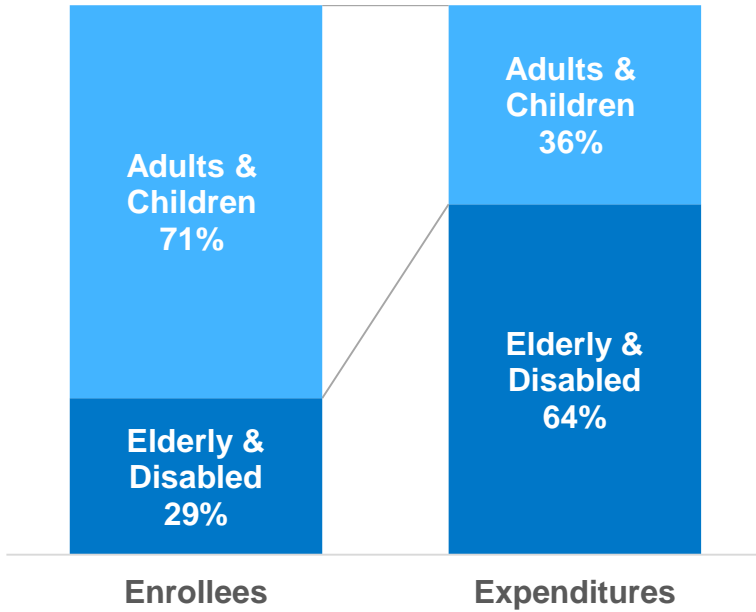


100% of FPL: \$21,330 for a family of three; \$12,490 for an individual

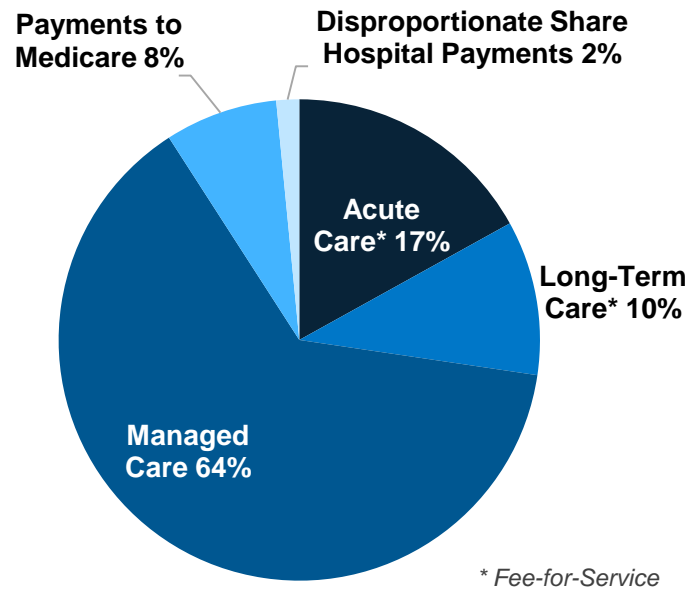
FL Eligibility Levels (as a % of FPL)



FL Medicaid Enrollees & Expenditures



Total FL Medicaid Spending by Service: \$23.0 Billion



Nationally Medicaid Pays For:

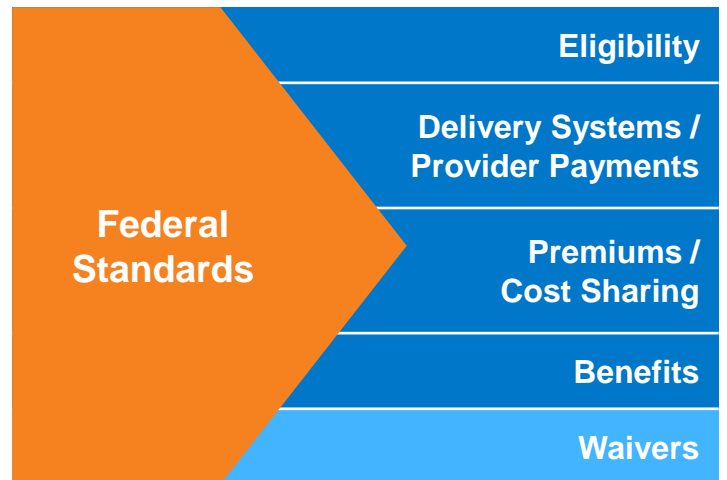


1 in 6 dollars in the health care system

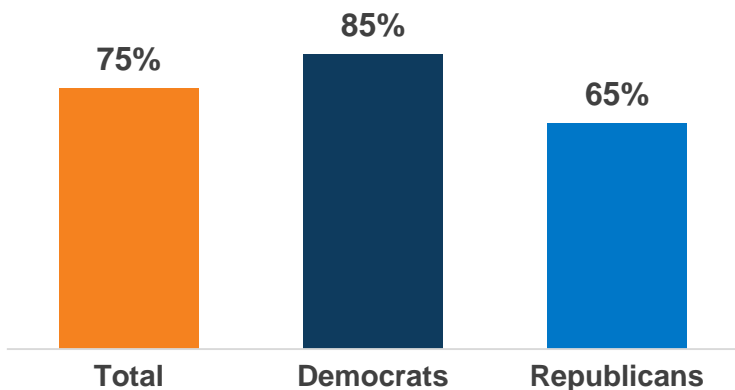


1 in 2 dollars on long-term services and supports

States Have Flexibility in Their Medicaid Design



National Share of Those that Hold Favorable Views of Medicaid



National Access & Satisfaction Measures

