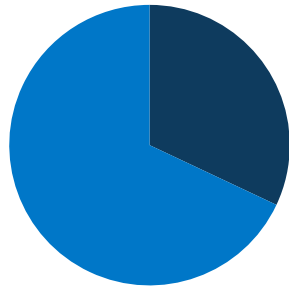
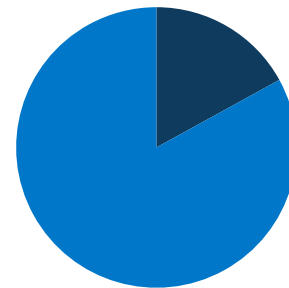


**10.1 million**  
total GA population



**32%**  
of GA population is low-income (<200% FPL)



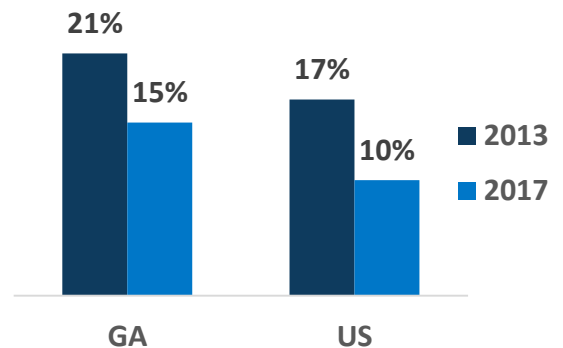
**17%**  
of GA population is covered by Medicaid/CHIP

**GA Expansion Status:**  
*Not Adopted*

**Adults in Coverage Gap:**  
**267,000**



## Uninsured Rates



## In GA, Medicaid Covers:

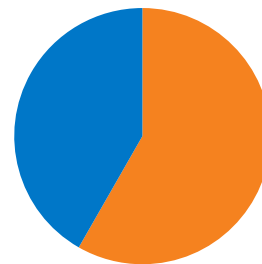
**1 in 11 adults, ages 19-64**

**3 in 8 children**

**5 in 7 nursing home residents**

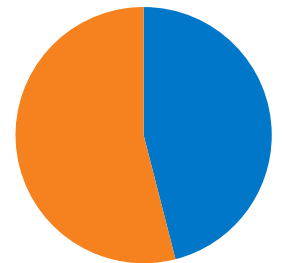
**1 in 3 individuals with disabilities**

**1 in 5 Medicare beneficiaries**



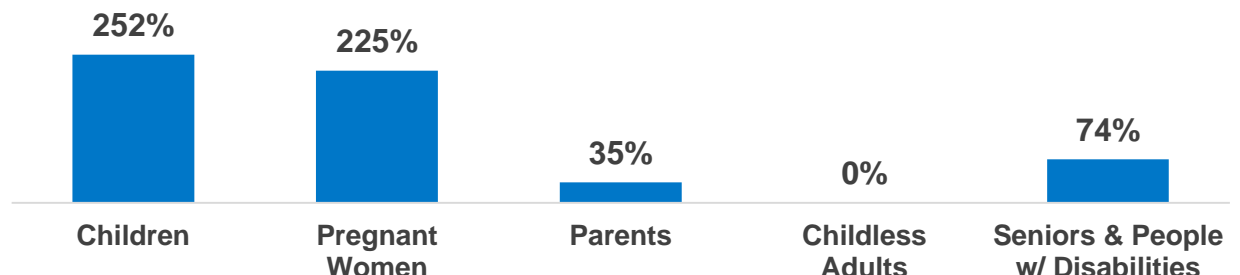
**58%**  
of adult Medicaid enrollees are working in GA

**54%**  
of children with special health care needs are covered by Medicaid in GA

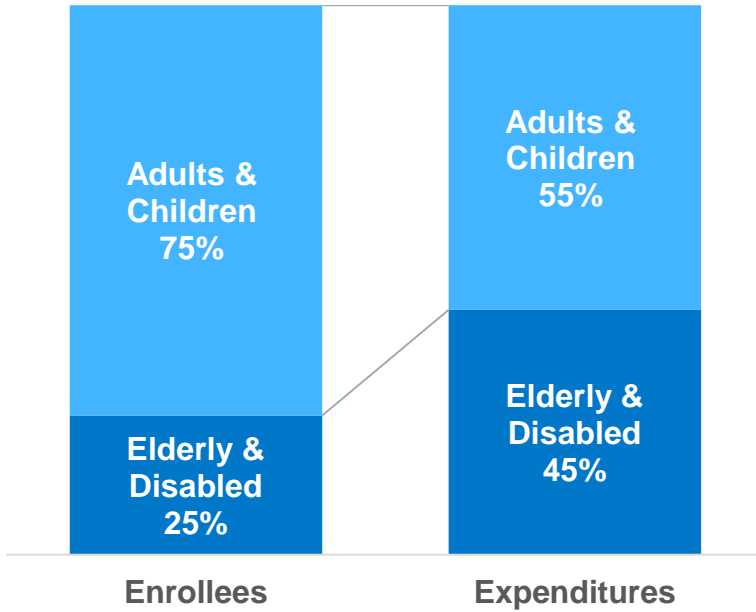


100% of FPL: \$21,330 for a family of three; \$12,490 for an individual

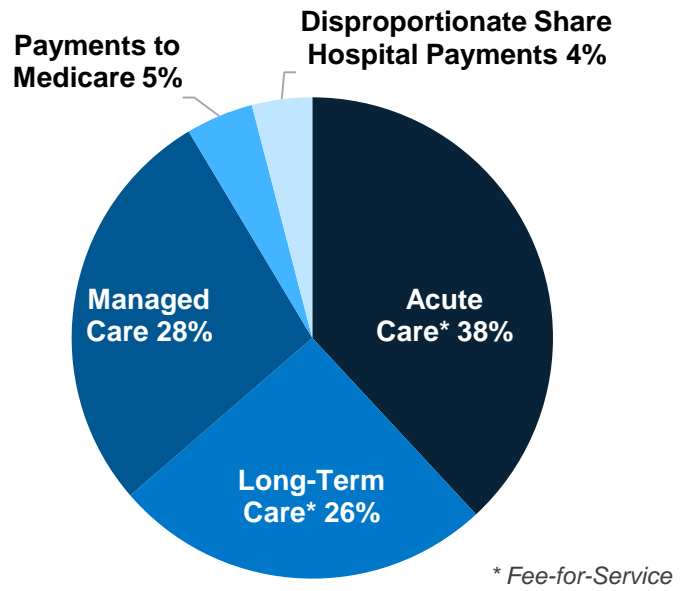
**GA Eligibility Levels**  
(as a % of FPL)



## GA Medicaid Enrollees & Expenditures



## Total GA Medicaid Spending by Service: \$10.9 Billion



## Nationally Medicaid Pays For:

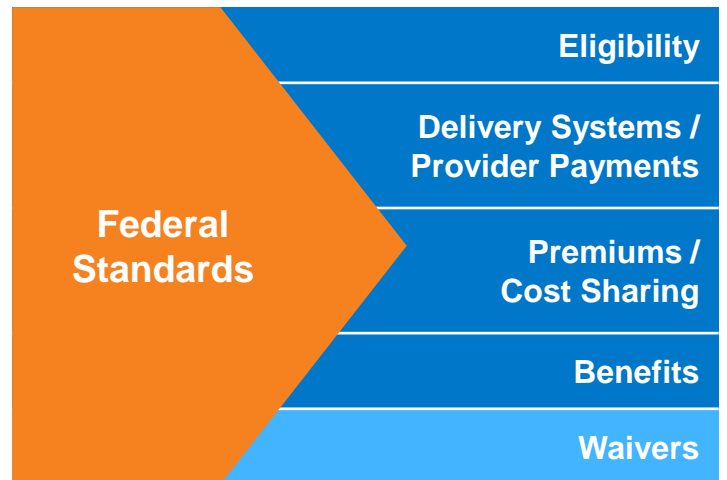


1 in 6 dollars in the health care system

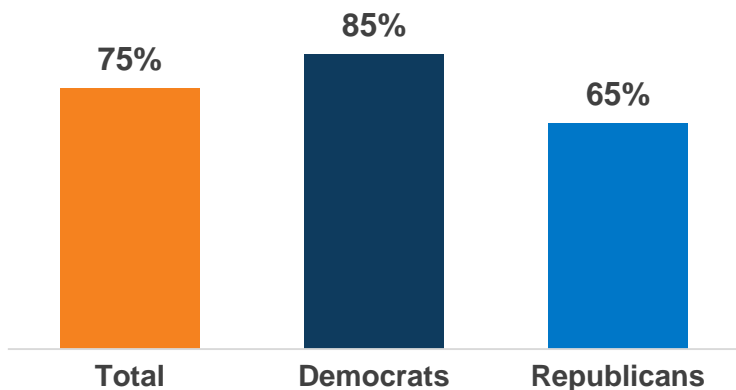


1 in 2 dollars on long-term services and supports

## States Have Flexibility in Their Medicaid Design



## National Share of Those that Hold Favorable Views of Medicaid



## National Access & Satisfaction Measures

