

2,240,000 children and adults are enrolled in Georgia Medicaid

Among all Medicaid enrollees in Georgia:

3 in 5 (55%) are children

1 in 5 (19%) live in a rural area

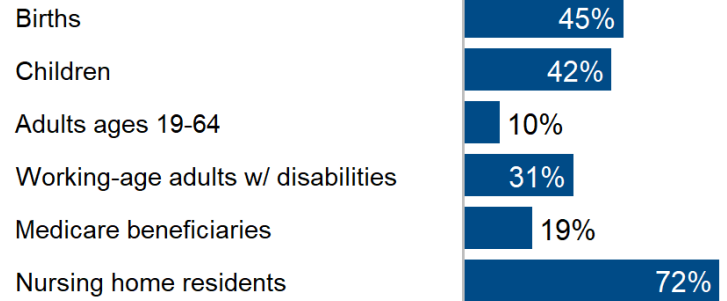
1 in 7 (15%) have three or more chronic conditions

GA expansion status: Adults in coverage gap:

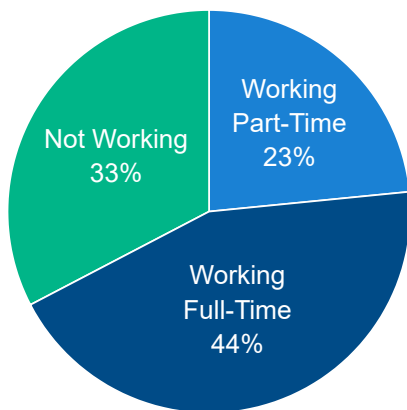
Not Adopted

184,000

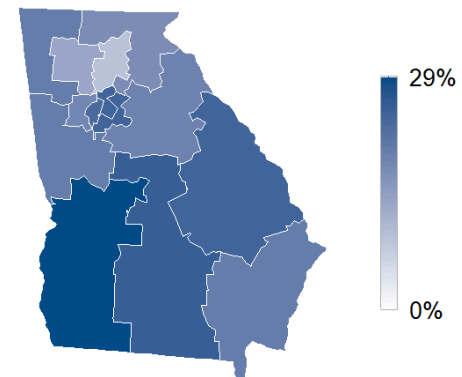
In Georgia, Medicaid covers...



A majority (67%) of Medicaid adults are working in Georgia

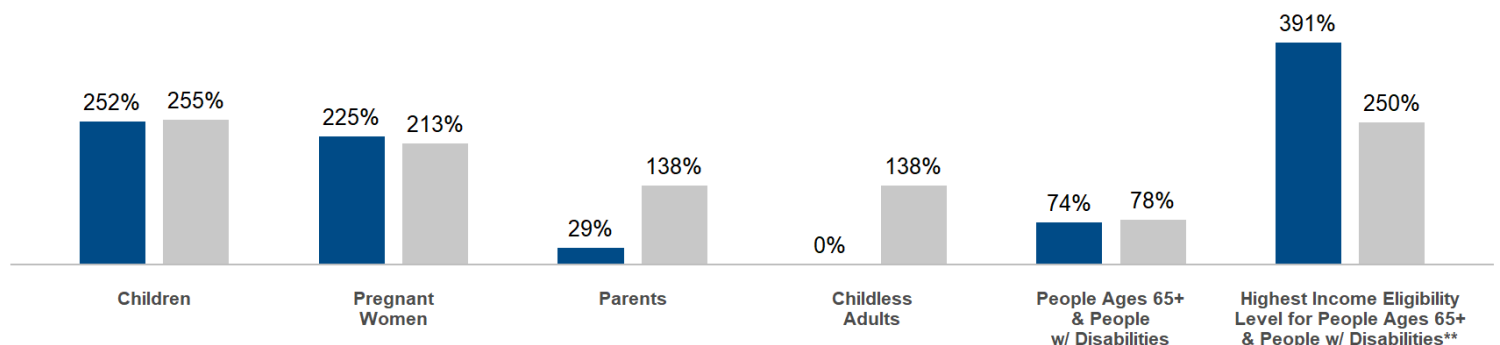


Medicaid covers from 9% to 29% of people in GA's congressional districts



Medicaid eligibility limits as a percent of the federal poverty level (FPL)*

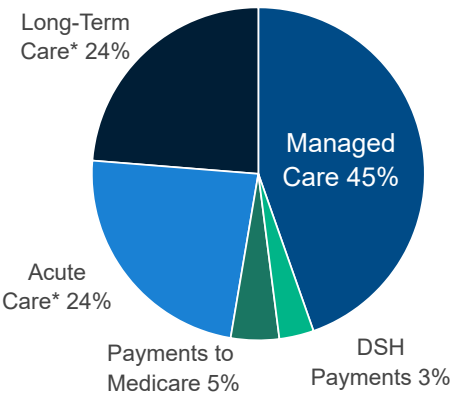
■ Georgia ■ U.S. Median



*The FPL in 2025 is \$26,650 for a family of three and \$15,650 for an individual.


**To qualify for Medicaid at the higher income eligibility levels, individuals must meet requirements for the buy-in program for working age people with disabilities.

Total Medicaid spending in Georgia is \$16 billion



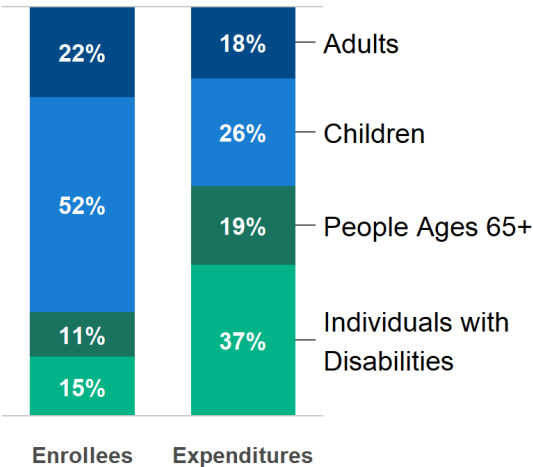
*Fee-for-Service

Financing for Medicaid is shared by states and the federal government; Georgia receives \$11.4 billion in federal Medicaid funding



Federal funding is 71% of total Medicaid spending in Georgia

In Georgia Medicaid, people ages 65+ and people with disabilities are 26% of enrollees but account for 56% of spending

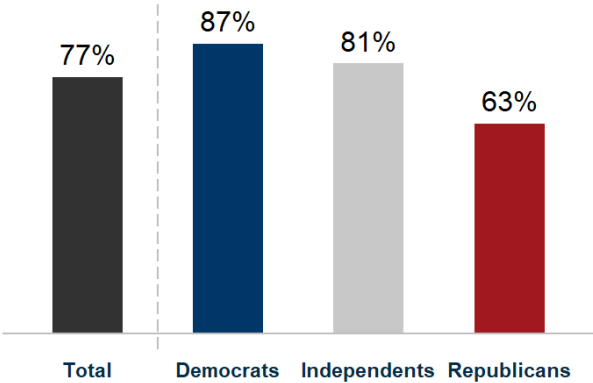


Per enrollee Medicaid spending is higher for individuals receiving institutional care

	Home care	Institutional care
Per-enrollee spending	\$25,456	\$51,218
Number of enrollees	118,900	33,200
People on waiting lists*	7,822	

*A waiting list includes people who are interested in, but are not receiving, home care.

Most Americans hold favorable views of Medicaid



Nationally, access to care is similar for adults with Medicaid and private insurance

