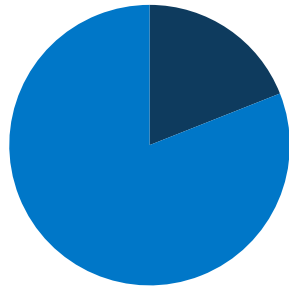
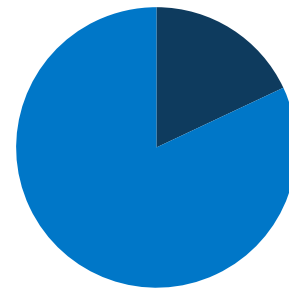


1.4 million
total HI population



19%
of HI population is low-income (<200% FPL)



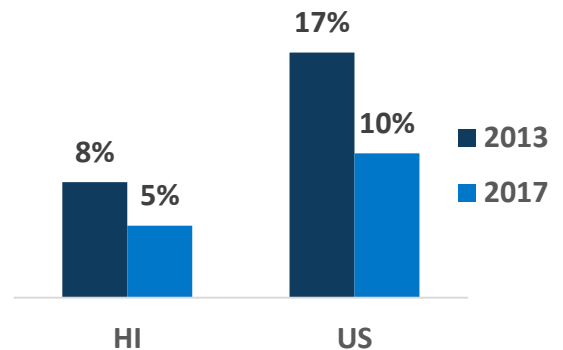
18%
of HI population is covered by Medicaid/CHIP

HI Expansion Status:
Adopted

Adults in Expansion Group:
118,500



Uninsured Rates



In HI, Medicaid Covers:

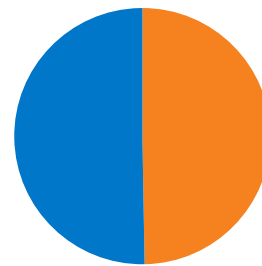
1 in 7 adults, ages 19-64

1 in 3 children

3 in 5 nursing home residents

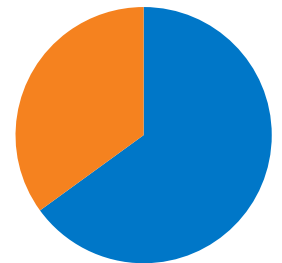
1 in 4 individuals with disabilities

1 in 6 Medicare beneficiaries



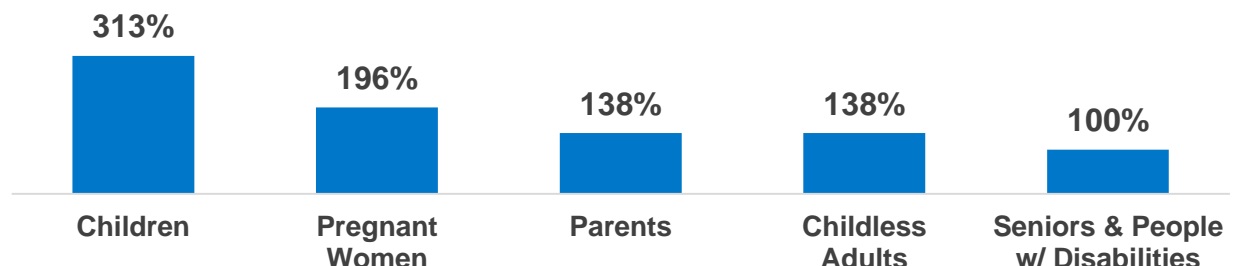
50%
of adult Medicaid enrollees are working in HI

35%
of children with special health care needs are covered by Medicaid in HI

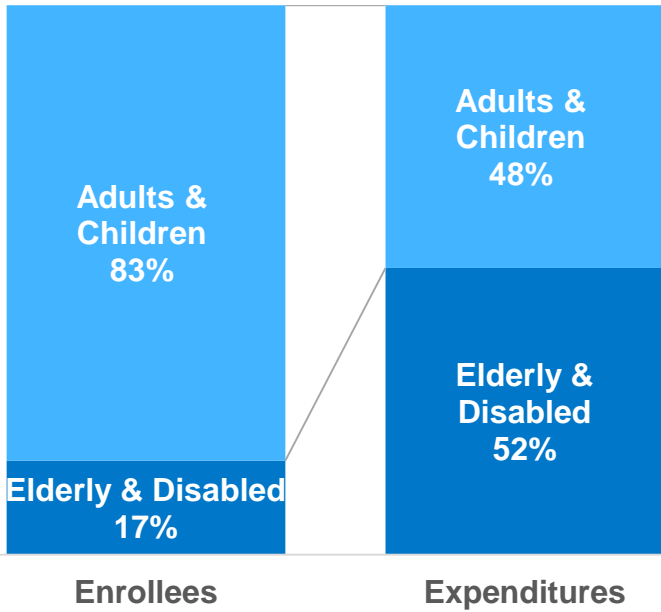


100% of FPL: \$24,540 for a family of three; \$14,380 for an individual

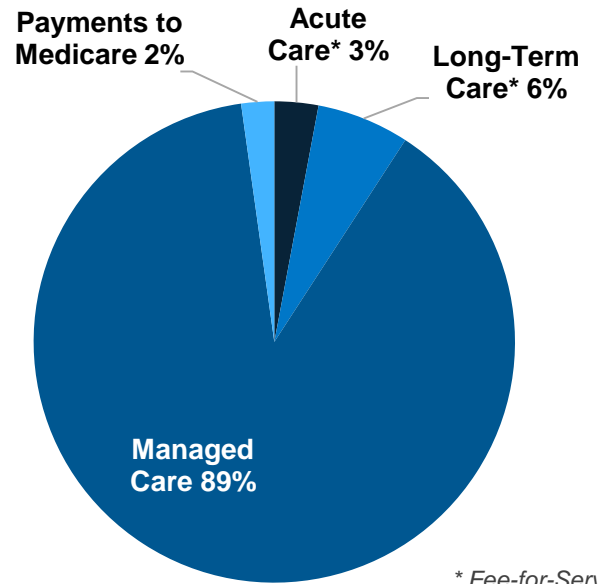
HI Eligibility Levels (as a % of FPL)



HI Medicaid Enrollees & Expenditures



Total HI Medicaid Spending by Service: \$2.3 Billion



Nationally Medicaid Pays For:

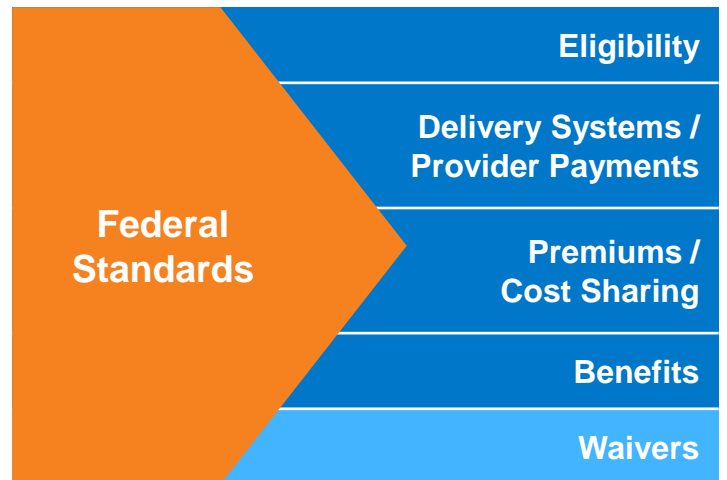


1 in 6 dollars in the health care system

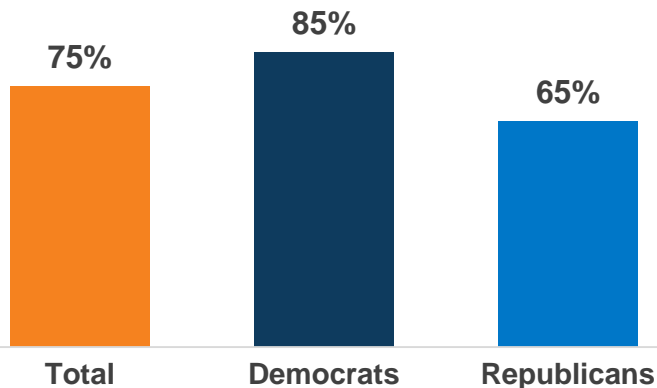


1 in 2 dollars on long-term services and supports

States Have Flexibility in Their Medicaid Design



National Share of Those that Hold Favorable Views of Medicaid



National Access & Satisfaction Measures

