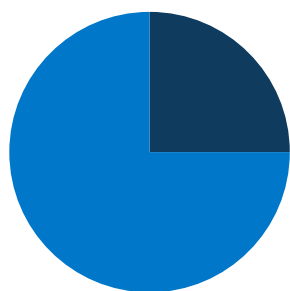
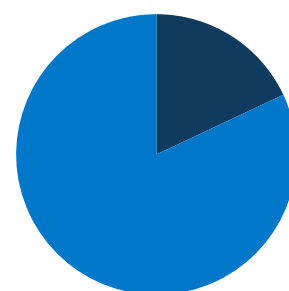


3 million
total IA population



25%
of IA
population is
low-income
(<200% FPL)



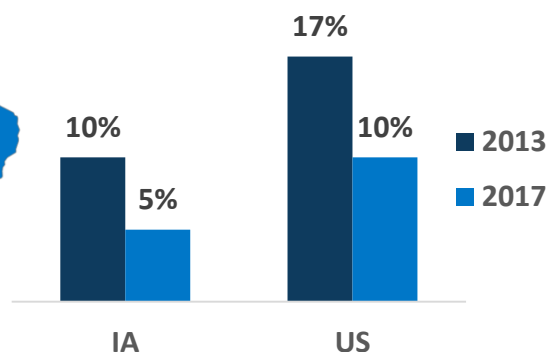
18%
of IA population
is covered by
Medicaid/CHIP

**IA Expansion
Status:
Adopted**

**Adults in
Expansion Group:
155,400**

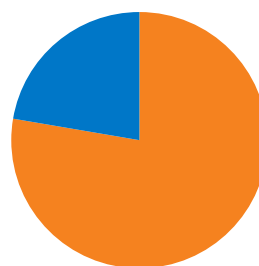


Uninsured Rates



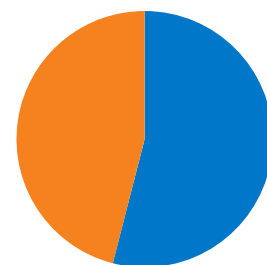
In IA, Medicaid Covers:

- 1 in 7 adults,**
ages 19-64
- 1 in 3 children**
- 1 in 2 nursing
home residents**
- 1 in 3 individuals
with disabilities**
- 1 in 7 Medicare
beneficiaries**



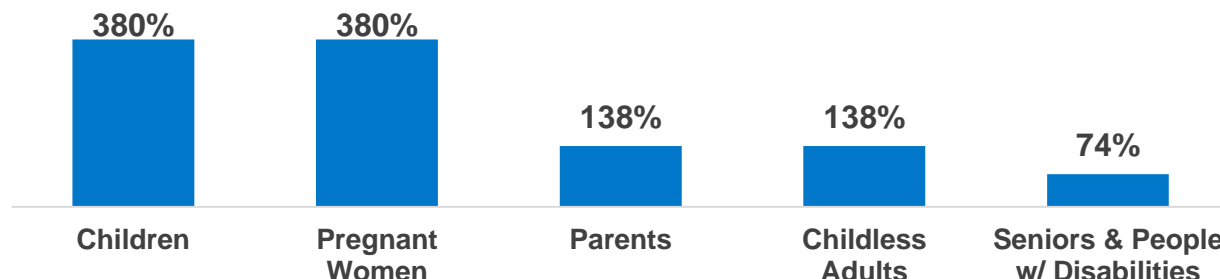
78%
of adult Medicaid
enrollees are working
in IA

46%
of children with special
health care needs are
covered by Medicaid in IA

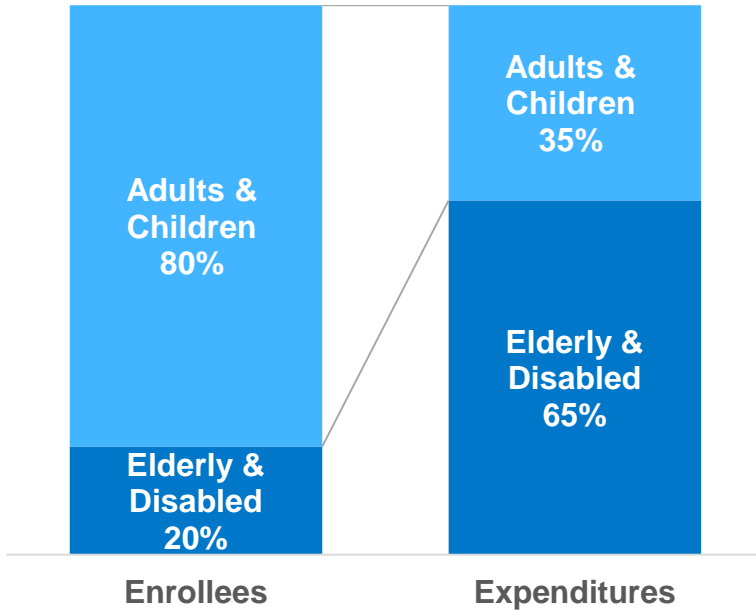


100% of FPL: \$21,330 for a family of three; \$12,490 for an individual

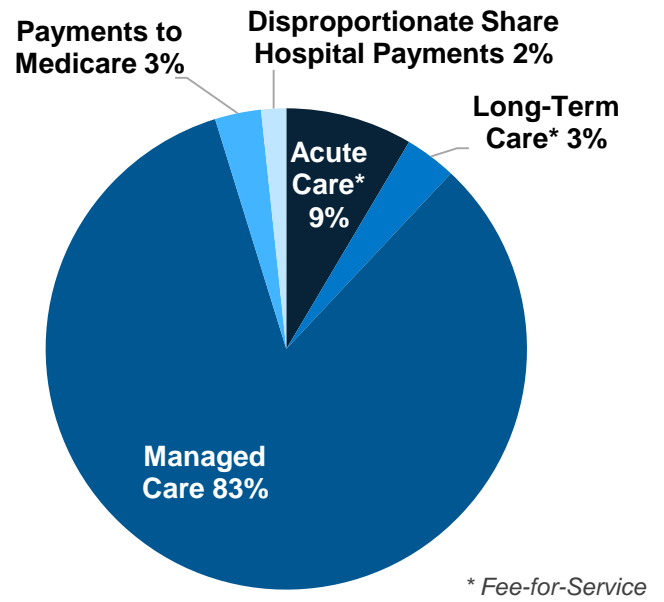
IA Eligibility Levels (as a % of FPL)



IA Medicaid Enrollees & Expenditures



Total IA Medicaid Spending by Service: \$4.9 Billion



Nationally Medicaid Pays For:

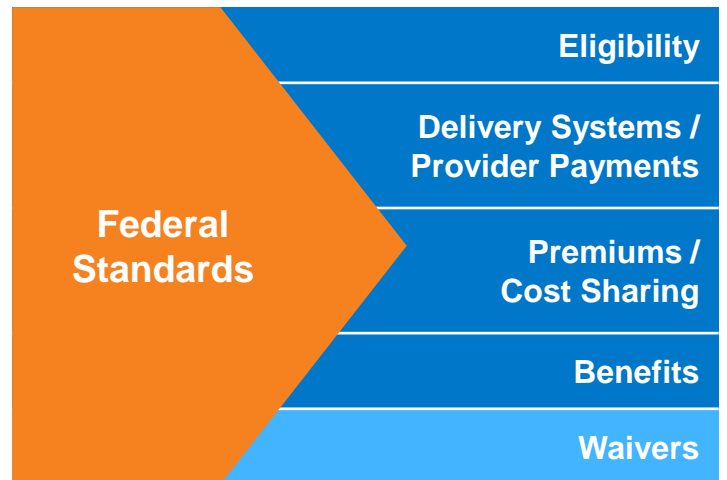


1 in 6 dollars in the health care system

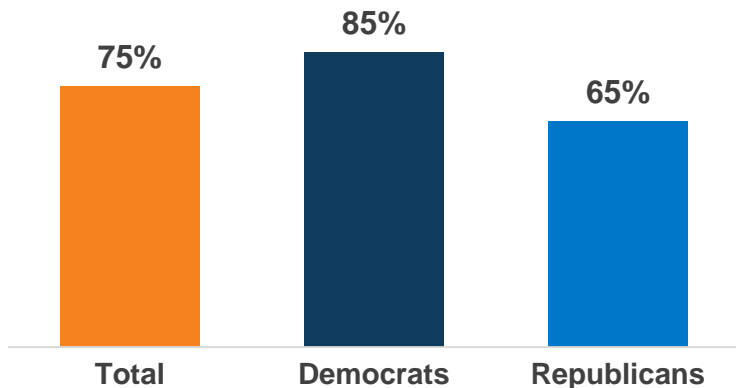


1 in 2 dollars on long-term services and supports

States Have Flexibility in Their Medicaid Design



National Share of Those that Hold Favorable Views of Medicaid



National Access & Satisfaction Measures

