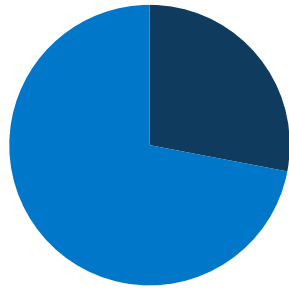
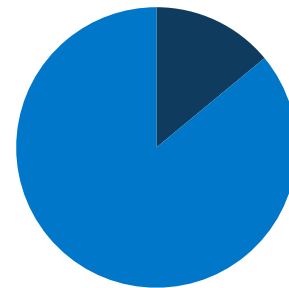


2.8 million
total KS population



28%
of KS population is low-income (<200% FPL)



14%
of KS population is covered by Medicaid/CHIP

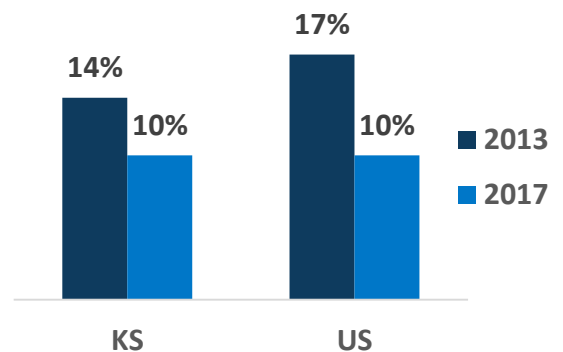
KS Expansion Status:

Not Adopted

Adults in Coverage Gap:
46,000



Uninsured Rates



In KS, Medicaid Covers:

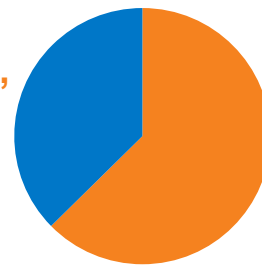
1 in 14 adults, ages 19-64

2 in 7 children

1 in 2 nursing home residents

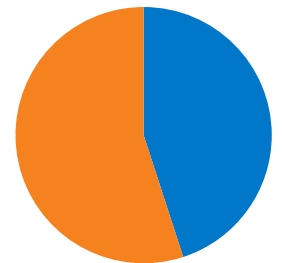
1 in 4 individuals with disabilities

1 in 8 Medicare beneficiaries



63%
of adult Medicaid enrollees are working in KS

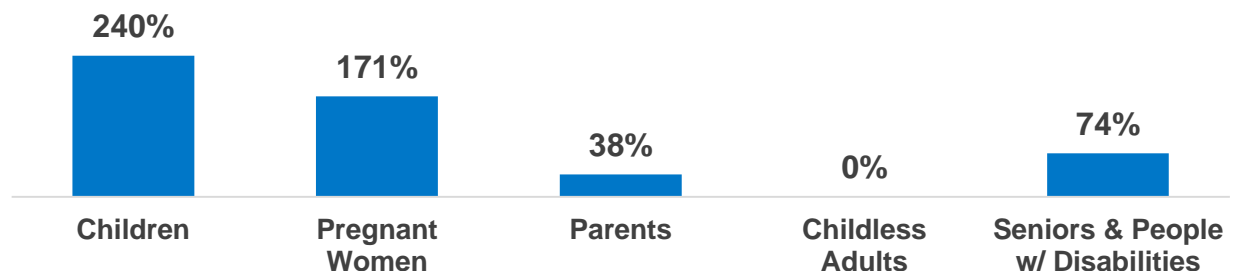
55%
of children with special health care needs are covered by Medicaid in KS



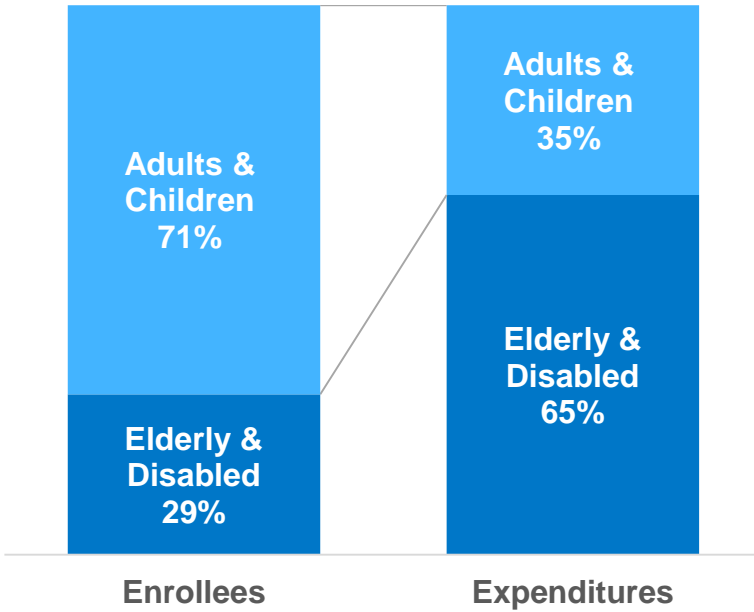
100% of FPL: \$21,330 for a family of three; \$12,490 for an individual

KS Eligibility Levels

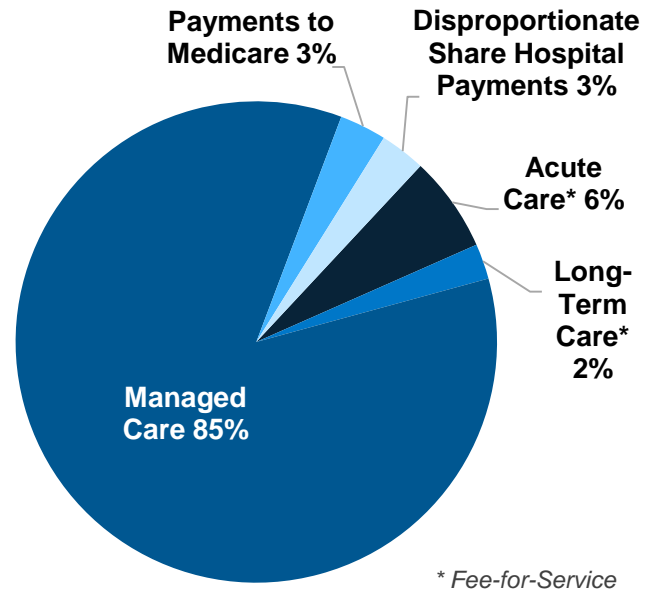
(as a % of FPL)



KS Medicaid Enrollees & Expenditures



Total KS Medicaid Spending by Service: \$3.5 Billion



Nationally Medicaid Pays For:

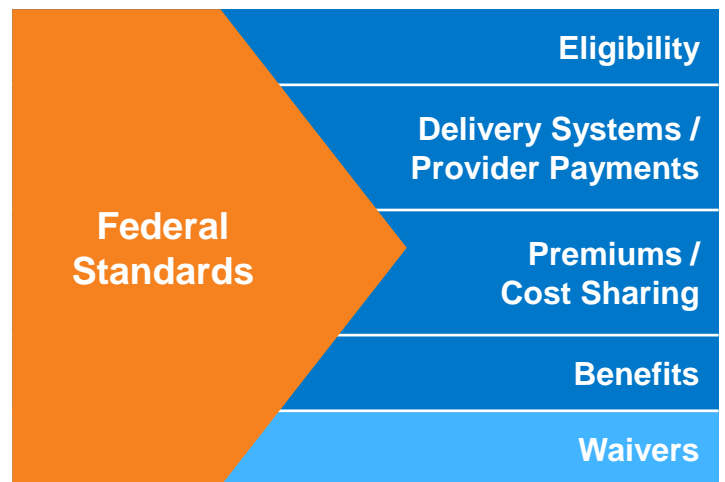


1 in 6 dollars in the health care system

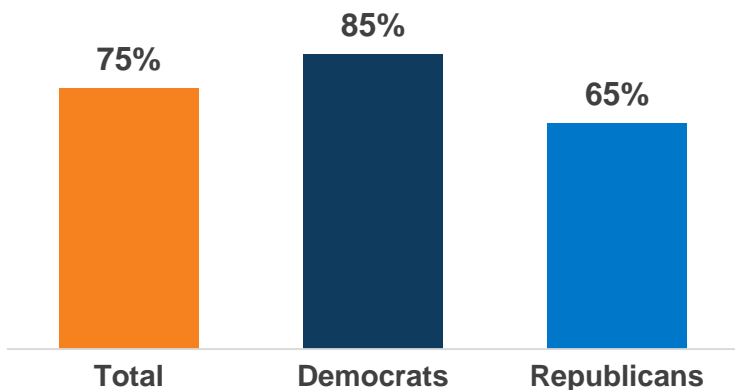


1 in 2 dollars on long-term services and supports

States Have Flexibility in Their Medicaid Design



National Share of Those that Hold Favorable Views of Medicaid



National Access & Satisfaction Measures

