

1,989,000 children and adults are enrolled in Massachusetts Medicaid

Among all Medicaid enrollees in Massachusetts:

2 in 7 (27%) are children

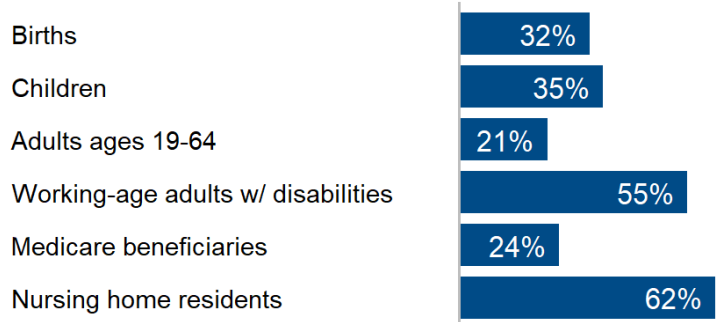
1 in 30 (3%) live in a rural area

1 in 7 (15%) have three or more chronic conditions

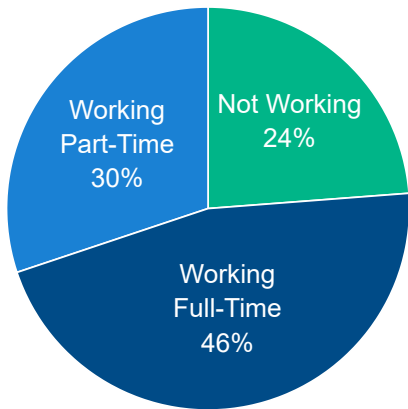
MA expansion status: Adults in expansion group:

Adopted 393,000

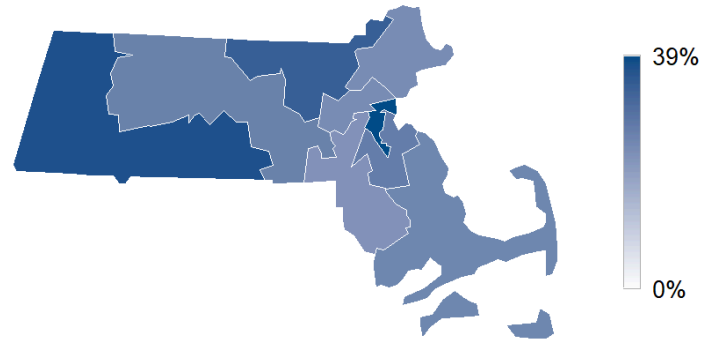
In Massachusetts, Medicaid covers...



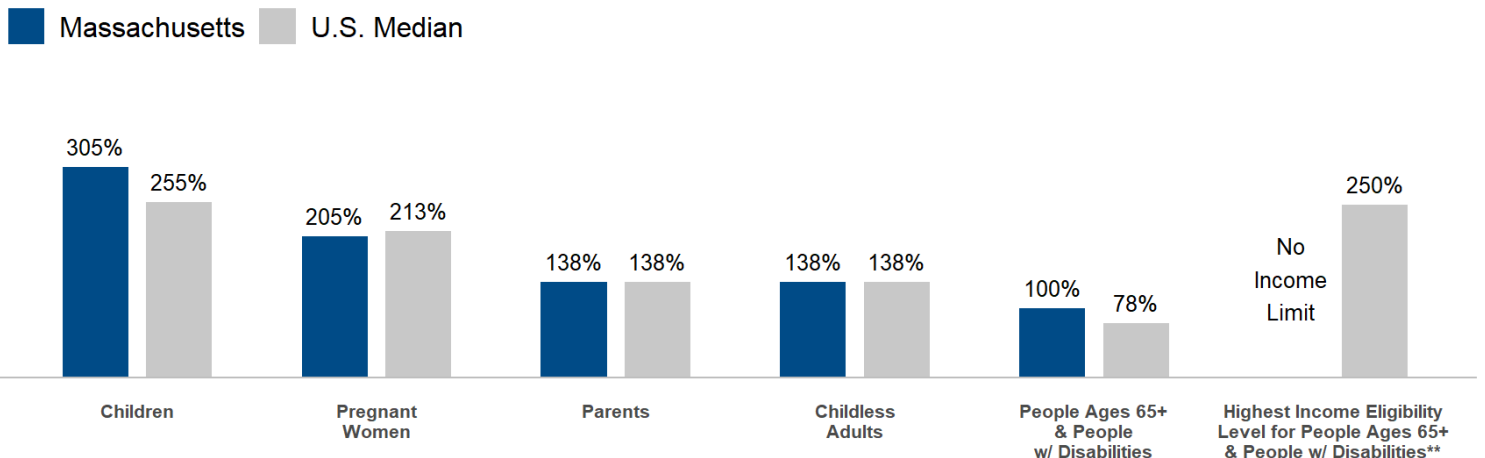
A majority (76%) of Medicaid adults are working in Massachusetts



Medicaid covers from 22% to 39% of people in MA's congressional districts



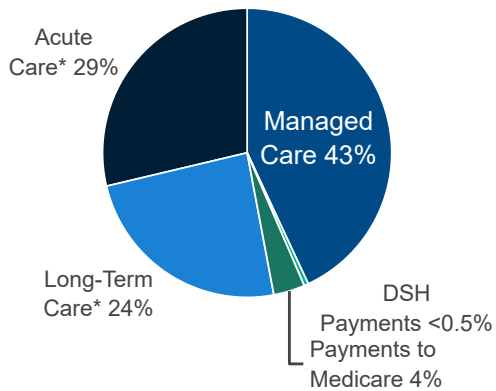
Medicaid eligibility limits as a percent of the federal poverty level (FPL)*



*The FPL in 2025 is \$26,650 for a family of three and \$15,650 for an individual.

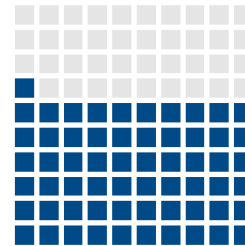
**To qualify for Medicaid at the higher income eligibility levels, individuals must meet requirements for the buy-in program for working age people with disabilities. Premiums vary by income.

Total Medicaid spending in Massachusetts is \$23.4 billion



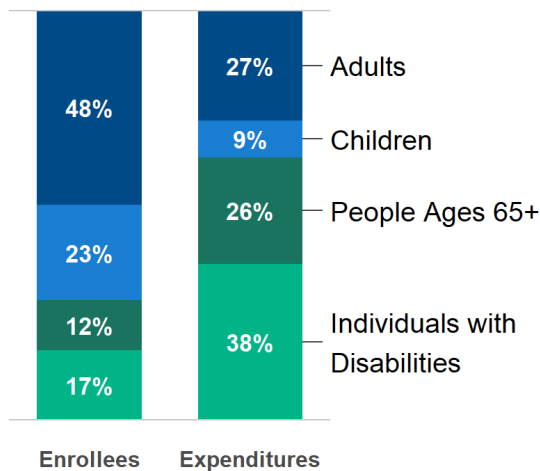
*Fee-for-Service

Financing for Medicaid is shared by states and the federal government; Massachusetts receives \$14.2 billion in federal Medicaid funding



Federal funding is **61%** of total Medicaid spending in Massachusetts

In Massachusetts Medicaid, people ages 65+ and people with disabilities are 29% of enrollees but account for 64% of spending

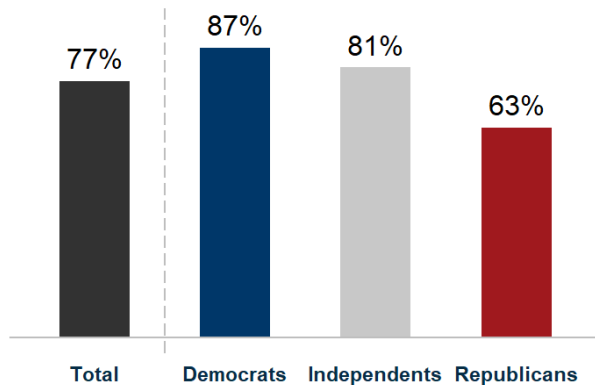


Per enrollee Medicaid spending is higher for individuals receiving institutional care

	Home care	Institutional care
Per-enrollee spending	\$46,083	\$61,569
Number of enrollees	117,200	44,000
People on waiting lists*	N/A	

*A waiting list includes people who are interested in, but are not receiving, home care.

Most Americans hold favorable views of Medicaid



Nationally, access to care is similar for adults with Medicaid and private insurance

