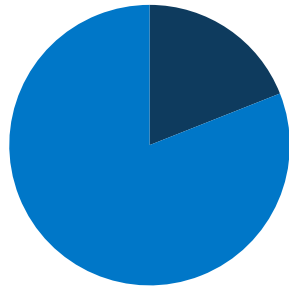
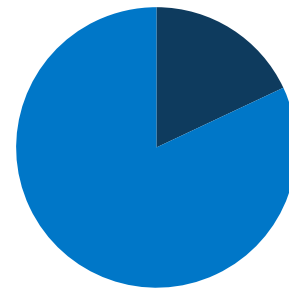


**5.9 million**  
total MD population



**19%**  
of MD population is low-income (<200% FPL)

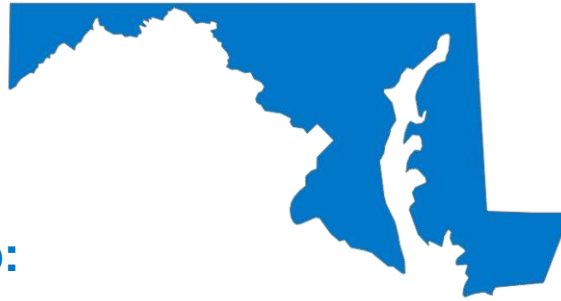


**18%**  
of MD population is covered by Medicaid/CHIP

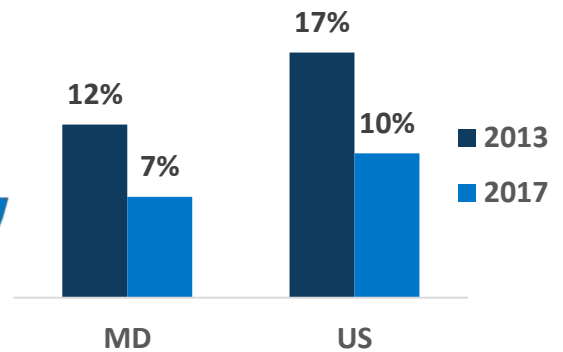
## MD Expansion

Status:  
**Adopted**

Adults in Expansion Group:  
**306,700**



## Uninsured Rates



## In MD, Medicaid Covers:



**1 in 7 adults,**  
ages 19-64



**1 in 3 children**



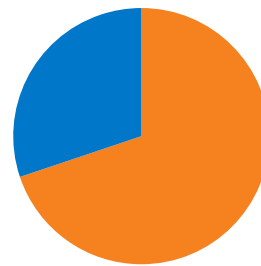
**5 in 8 nursing home residents**



**1 in 3 individuals with disabilities**

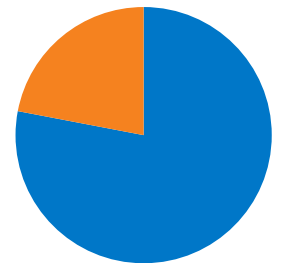


**1 in 7 Medicare beneficiaries**



**70%**  
of adult Medicaid enrollees are working in MD

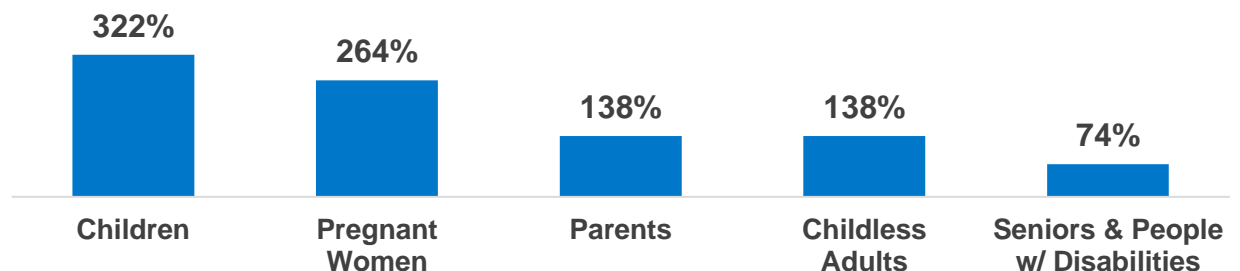
**22%**  
of children with special health care needs are covered by Medicaid in MD



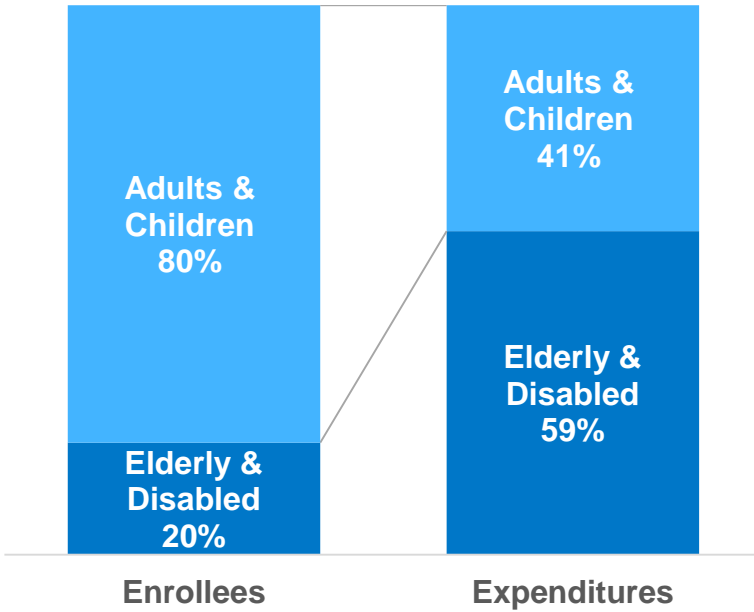
100% of FPL: \$21,330 for a family of three; \$12,490 for an individual

## MD Eligibility Levels

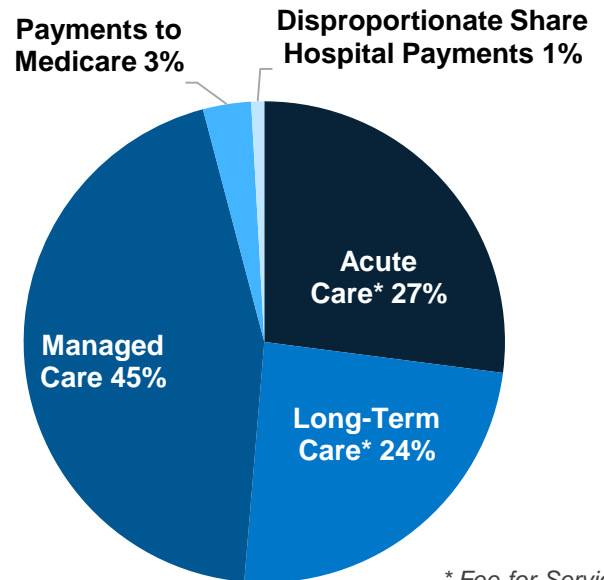
(as a % of FPL)



## MD Medicaid Enrollees & Expenditures



## Total MD Medicaid Spending by Service: \$11.5 Billion



## Nationally Medicaid Pays For:

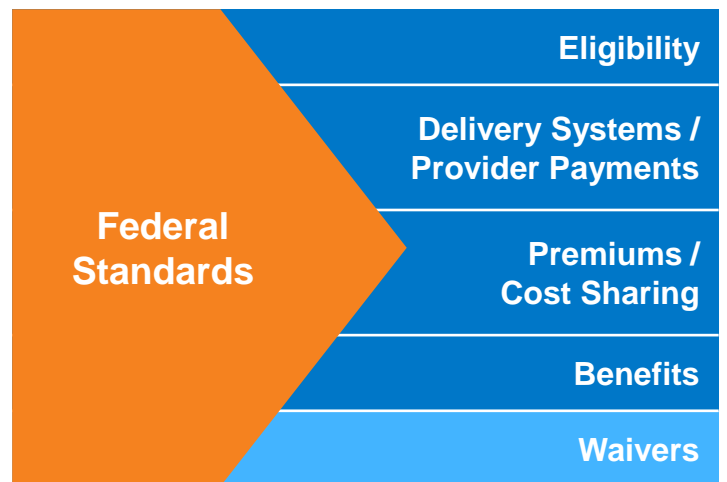


1 in 6 dollars in the health care system

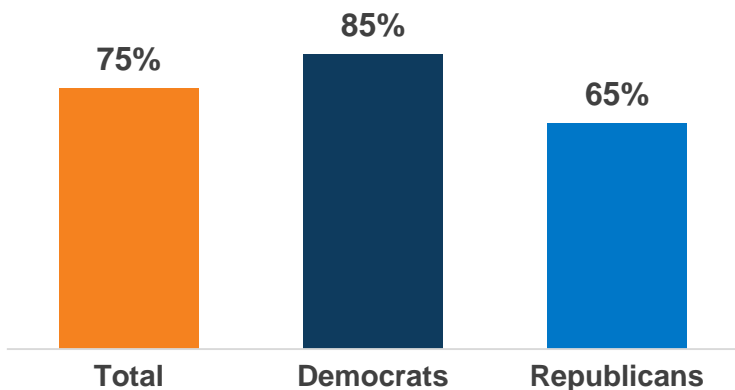


1 in 2 dollars on long-term services and supports

## States Have Flexibility in Their Medicaid Design



## National Share of Those that Hold Favorable Views of Medicaid



## National Access & Satisfaction Measures

