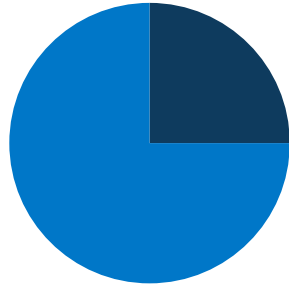
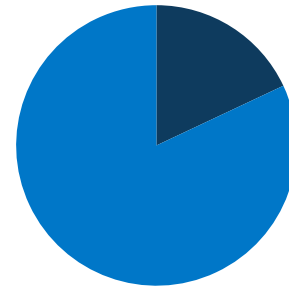


1.3 million
total ME population



25%
of ME population is low-income (<200% FPL)



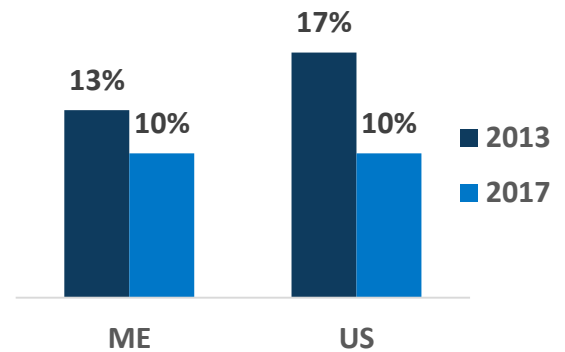
18%
of ME population is covered by Medicaid/CHIP

ME Expansion Status:
Adopted

Expansion Implemented January 2019



Uninsured Rates



In ME, Medicaid Covers:

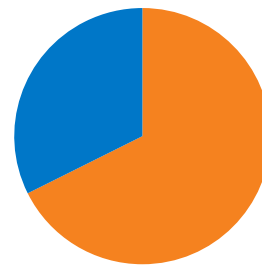
1 in 7 adults, ages 19-64

1 in 3 children

2 in 3 nursing home residents

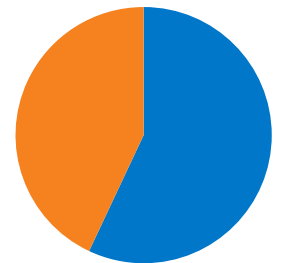
2 in 5 individuals with disabilities

1 in 4 Medicare beneficiaries



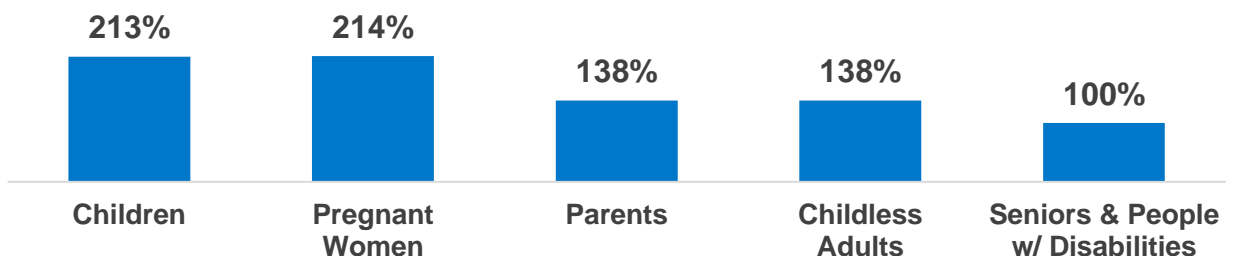
68%
of adult Medicaid enrollees are working in ME

43%
of children with special health care needs are covered by Medicaid in ME

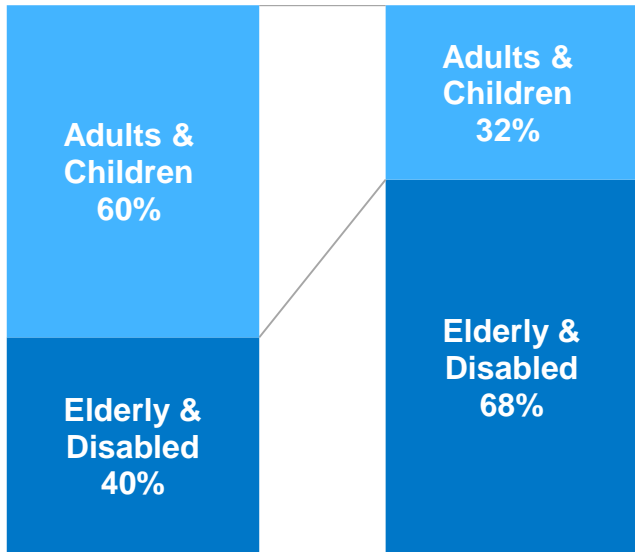


100% of FPL: \$21,330 for a family of three; \$12,490 for an individual

ME Eligibility Levels (as a % of FPL)



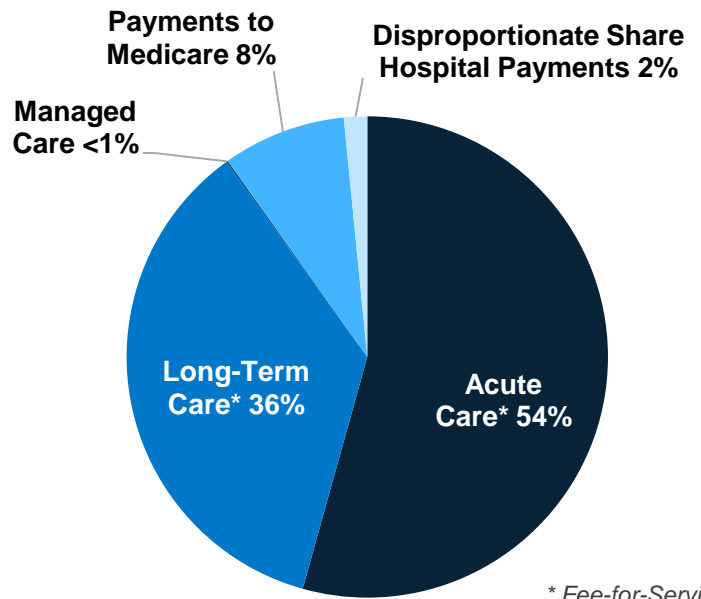
ME Medicaid Enrollees & Expenditures



Enrollees

Expenditures

Total ME Medicaid Spending by Service: \$2.8 Billion



* Fee-for-Service

Nationally Medicaid Pays For:

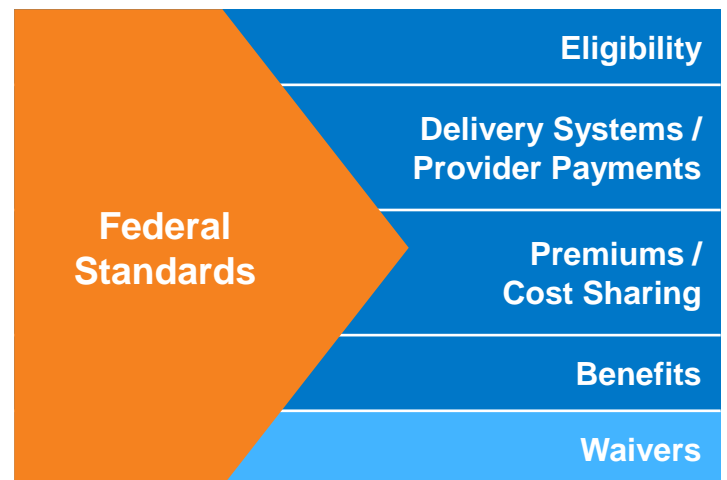


1 in 6 dollars in the health care system

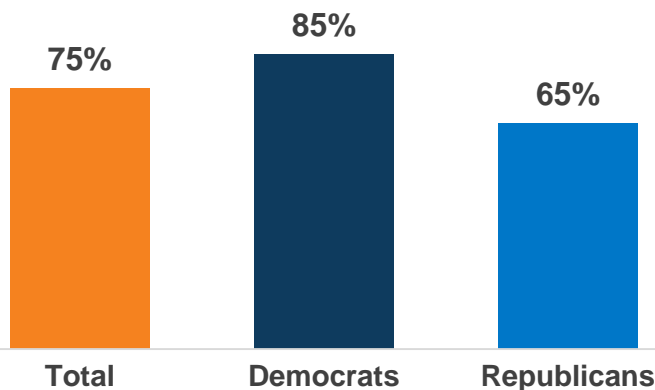


1 in 2 dollars on long-term services and supports

States Have Flexibility in Their Medicaid Design



National Share of Those that Hold Favorable Views of Medicaid



National Access & Satisfaction Measures

