

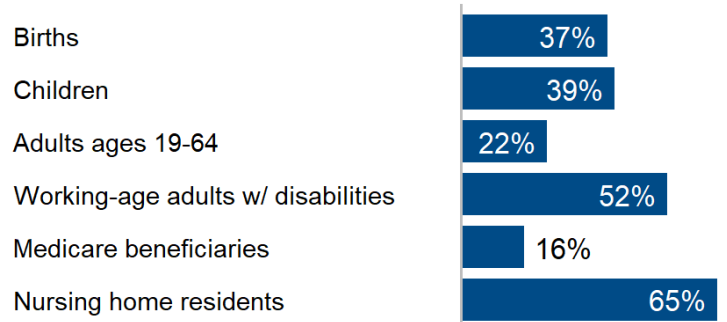
2,387,000 children and adults are enrolled in Michigan Medicaid

Among all Medicaid enrollees in Michigan:

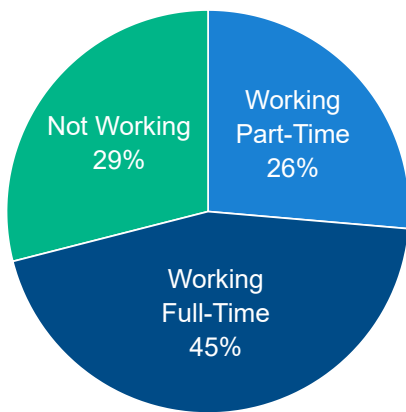
- 3 in 8 (36%)** are children
- 1 in 6 (18%)** live in a rural area
- 1 in 6 (17%)** have three or more chronic conditions

MI expansion status: **Adopted** Adults in expansion group: **742,000**

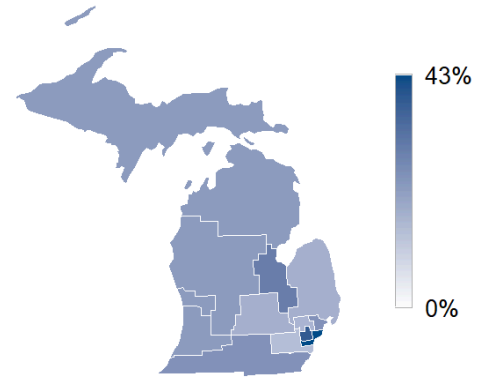
In Michigan, Medicaid covers...



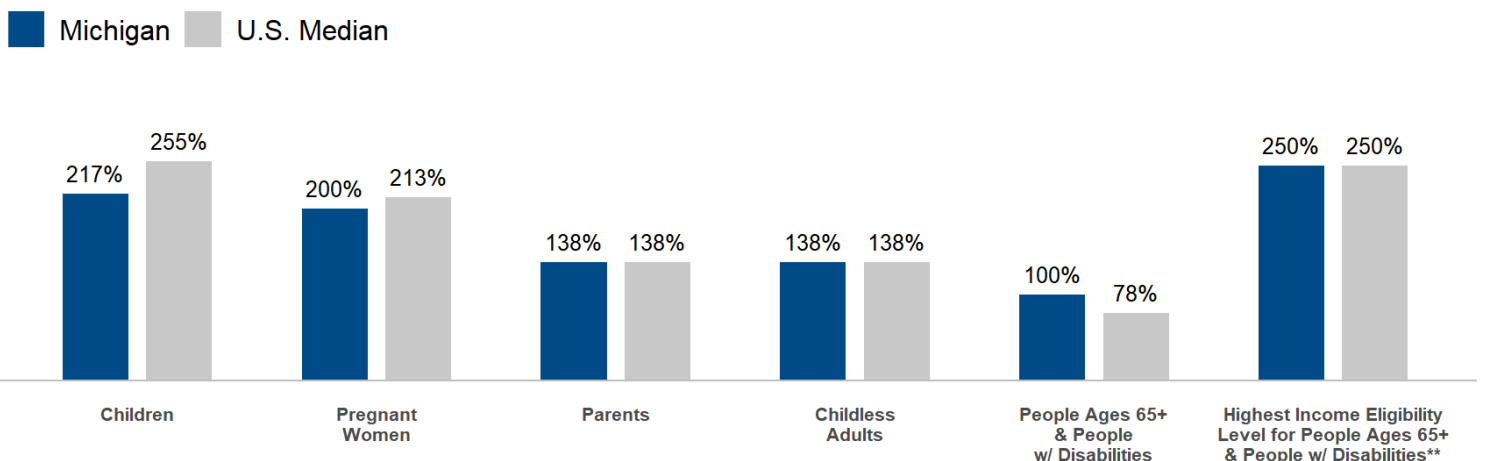
A majority (71%) of Medicaid adults are working in Michigan



Medicaid covers from 14% to 43% of people in MI's congressional districts



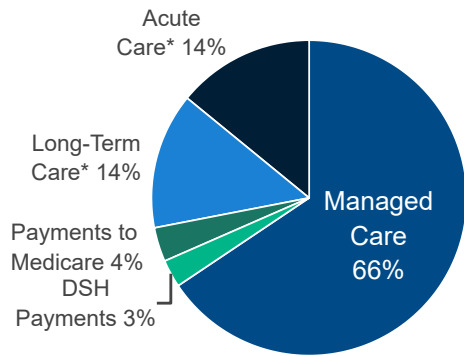
Medicaid eligibility limits as a percent of the federal poverty level (FPL)*



*The FPL in 2025 is \$26,650 for a family of three and \$15,650 for an individual.


**To qualify for Medicaid at the higher income eligibility levels, individuals must meet requirements for the buy-in program for working age people with disabilities.

Total Medicaid spending in Michigan is \$23.4 billion



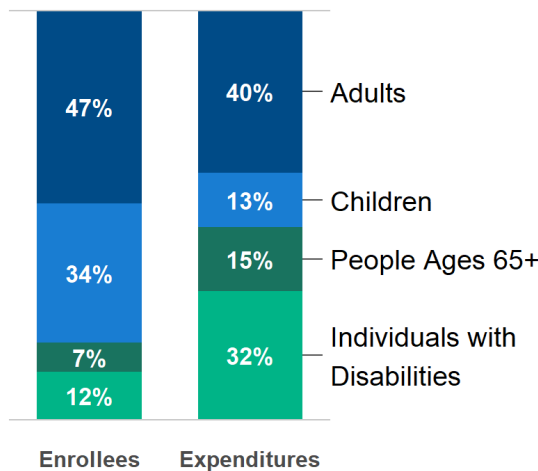
*Fee-for-Service

Financing for Medicaid is shared by states and the federal government; Michigan receives \$17.8 billion in federal Medicaid funding



Federal funding is 76% of total Medicaid spending in Michigan

In Michigan Medicaid, people ages 65+ and people with disabilities are 19% of enrollees but account for 47% of spending

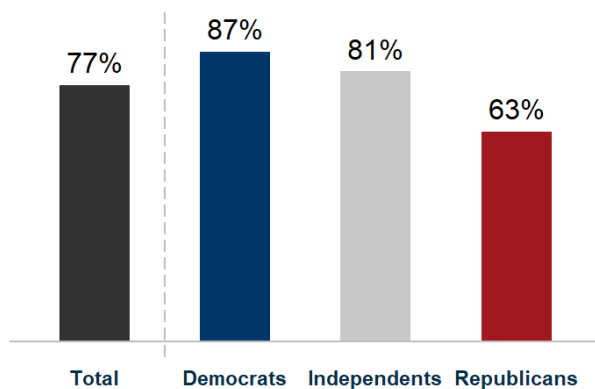


Per enrollee Medicaid spending is higher for individuals receiving institutional care

	Home care	Institutional care
Per-enrollee spending	\$19,518	\$46,879
Number of enrollees	106,800	35,700
People on waiting lists*	2,299	

*A waiting list includes people who are interested in, but are not receiving, home care.

Most Americans hold favorable views of Medicaid



Nationally, access to care is similar for adults with Medicaid and private insurance

