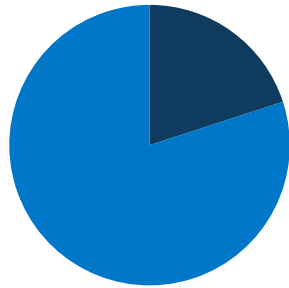
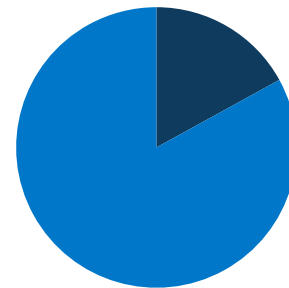


5.4 million
total MN population



20% of MN population is low-income (<200% FPL)



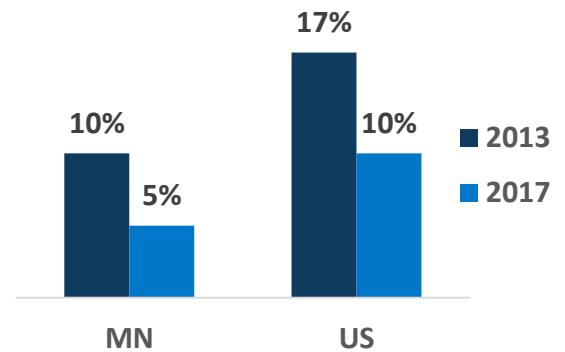
17% of MN population is covered by Medicaid/CHIP

MN Expansion Status:
Adopted

Adults in Expansion Group:
206,700



Uninsured Rates



In MN, Medicaid Covers:



1 in 7 adults, ages 19-64



2 in 7 children



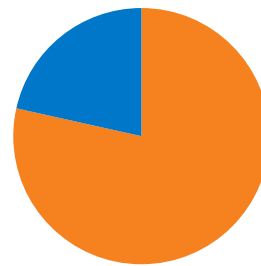
1 in 2 nursing home residents



1 in 3 individuals with disabilities

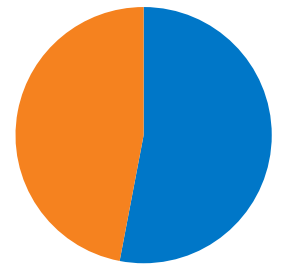


1 in 7 Medicare beneficiaries



78% of adult Medicaid enrollees are working in MN

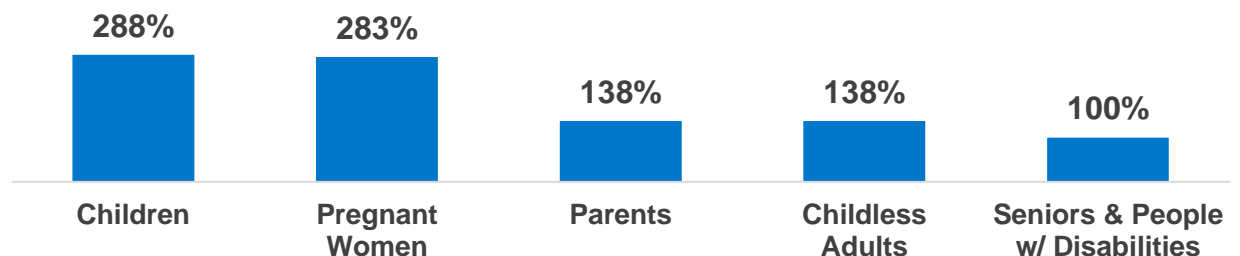
47% of children with special health care needs are covered by Medicaid in MN



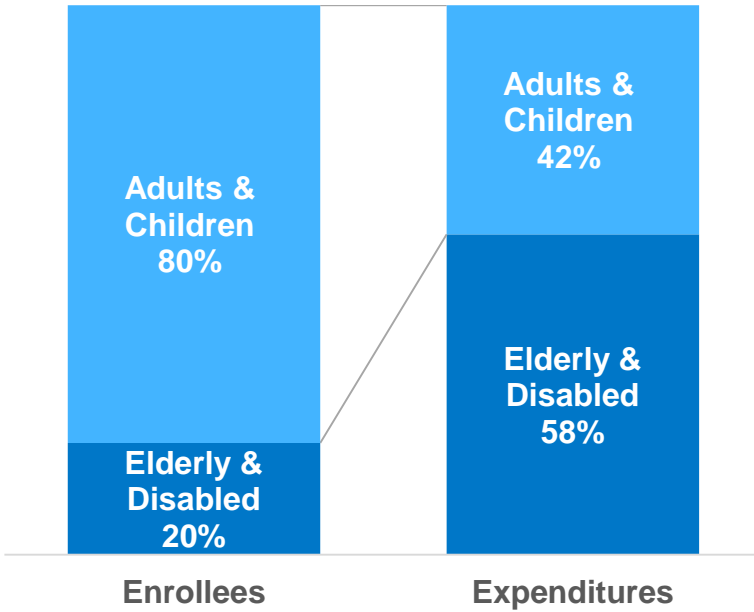
100% of FPL: \$21,330 for a family of three; \$12,490 for an individual

MN Eligibility Levels

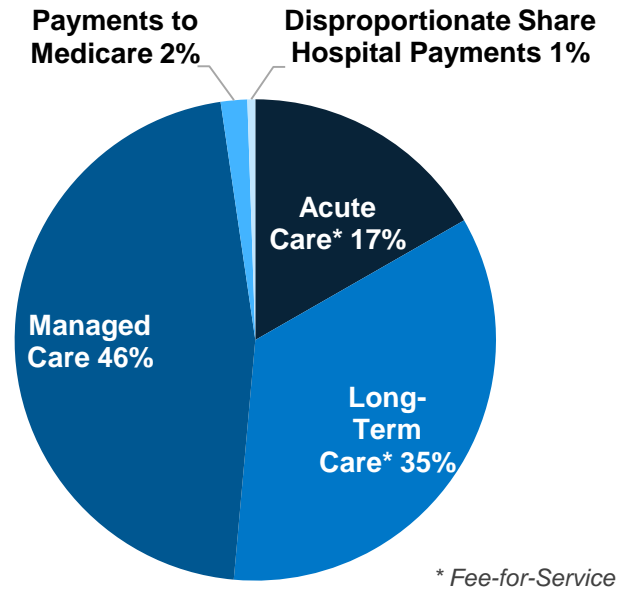
(as a % of FPL)



MN Medicaid Enrollees & Expenditures



Total MN Medicaid Spending by Service: \$12.7 Billion



Nationally Medicaid Pays For:

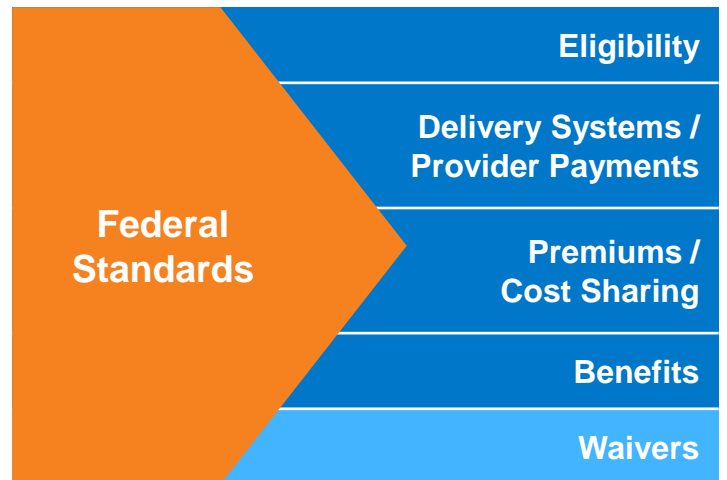


1 in 6 dollars in the health care system

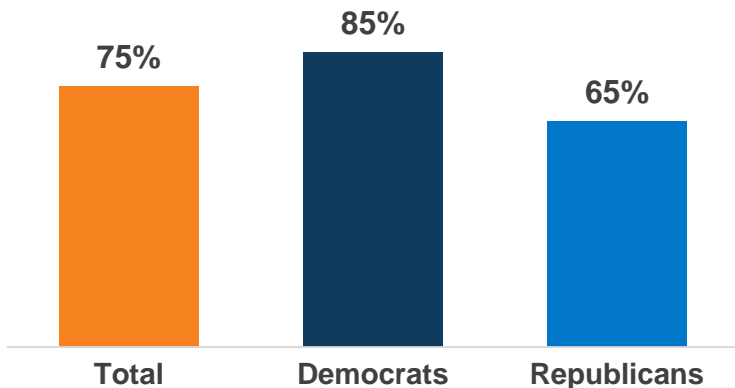


1 in 2 dollars on long-term services and supports

States Have Flexibility in Their Medicaid Design



National Share of Those that Hold Favorable Views of Medicaid



National Access & Satisfaction Measures

