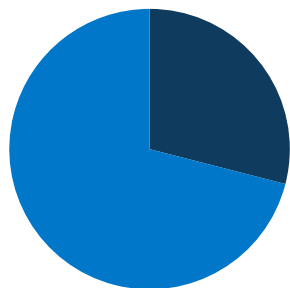
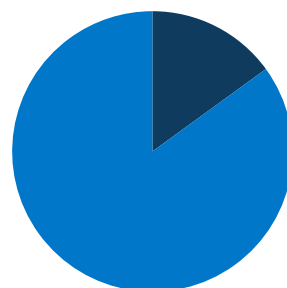


5.9 million
total MO population



29%
of MO population is low-income (<200% FPL)



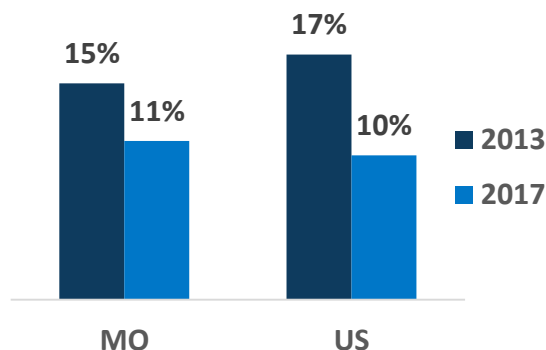
15%
of MO population is covered by Medicaid/CHIP

MO Expansion Status:
Not Adopted

Adults in Coverage Gap:
124,000



Uninsured Rates



In MO, Medicaid Covers:



1 in 11 adults, ages 19-64



1 in 3 children



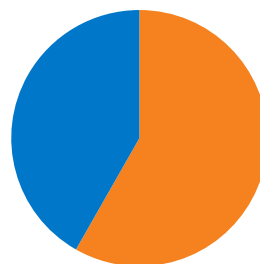
2 in 3 nursing home residents



1 in 4 individuals with disabilities

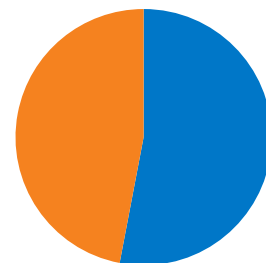


1 in 7 Medicare beneficiaries



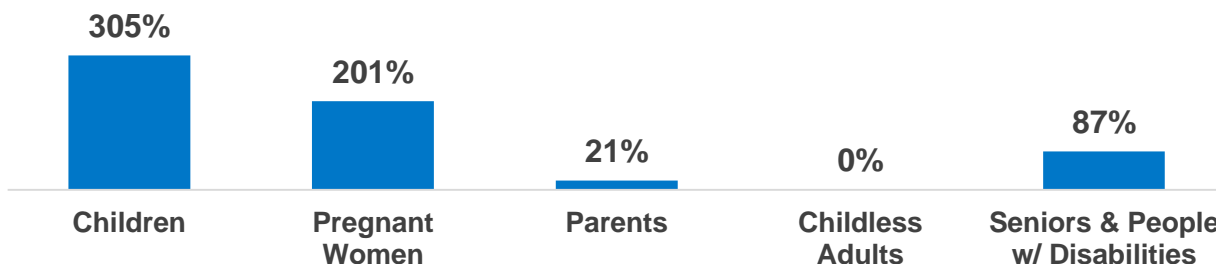
58%
of adult Medicaid enrollees are working in MO

47%
of children with special health care needs are covered by Medicaid in MO

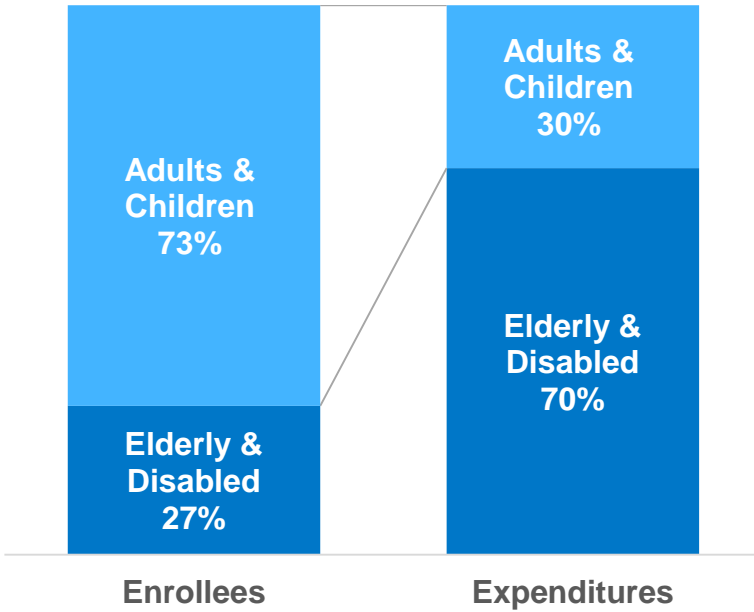


100% of FPL: \$21,330 for a family of three; \$12,490 for an individual

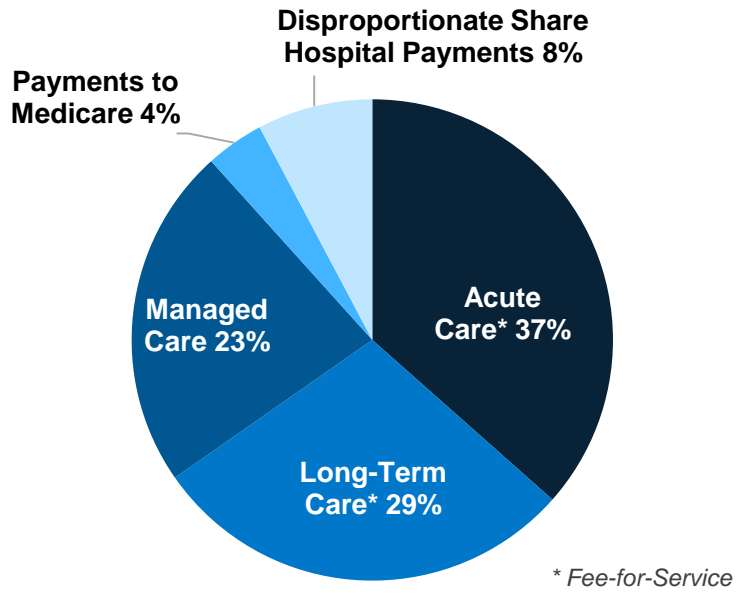
MO Eligibility Levels (as a % of FPL)



MO Medicaid Enrollees & Expenditures



Total MO Medicaid Spending by Service: \$10.1 Billion



Nationally Medicaid Pays For:

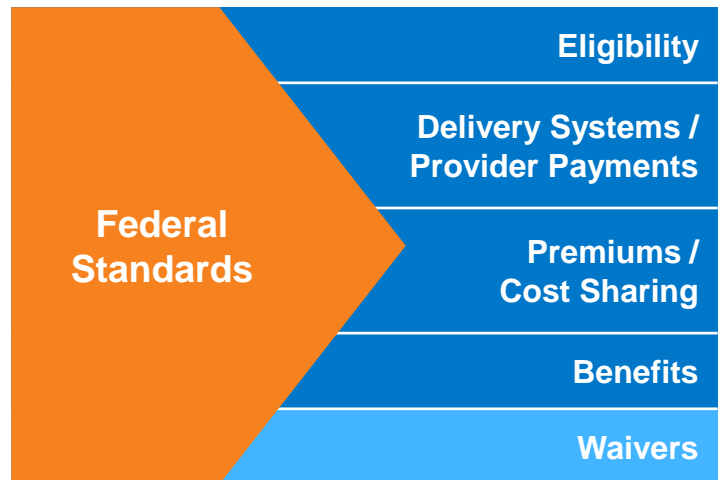


1 in 6 dollars in the health care system

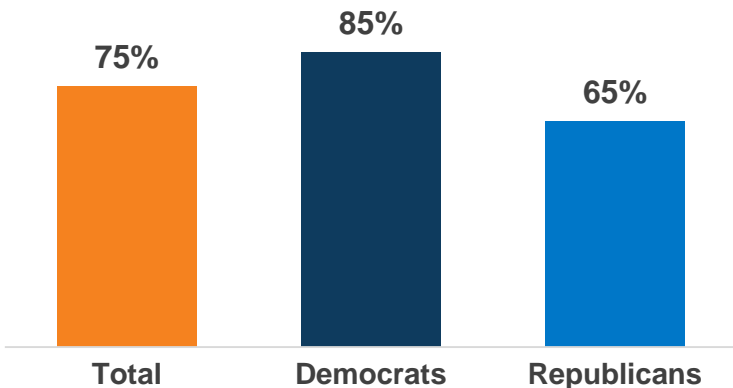


1 in 2 dollars on long-term services and supports

States Have Flexibility in Their Medicaid Design



National Share of Those that Hold Favorable Views of Medicaid



National Access & Satisfaction Measures

