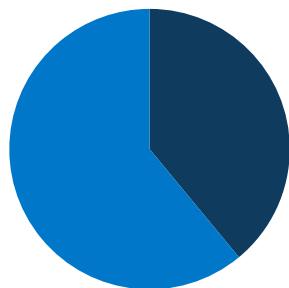
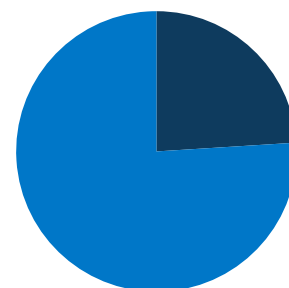


**2.9 million**  
total MS population



**39%**  
of MS population is low-income (<200% FPL)



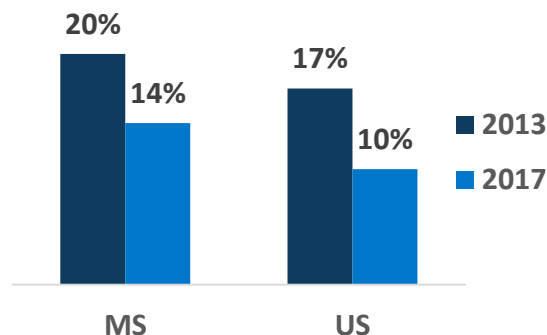
**24%**  
of MS population is covered by Medicaid/CHIP

**MS Expansion Status:**  
*Not Adopted*

**Adults in Coverage Gap:**  
**103,000**



## Uninsured Rates



## In MS, Medicaid Covers:

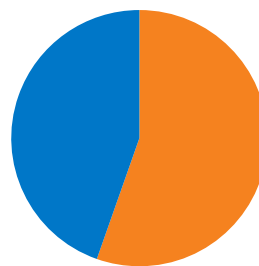
**1 in 7 adults, ages 19-64**

**1 in 2 children**

**3 in 4 nursing home residents**

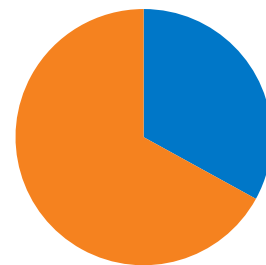
**2 in 5 individuals with disabilities**

**2 in 7 Medicare beneficiaries**



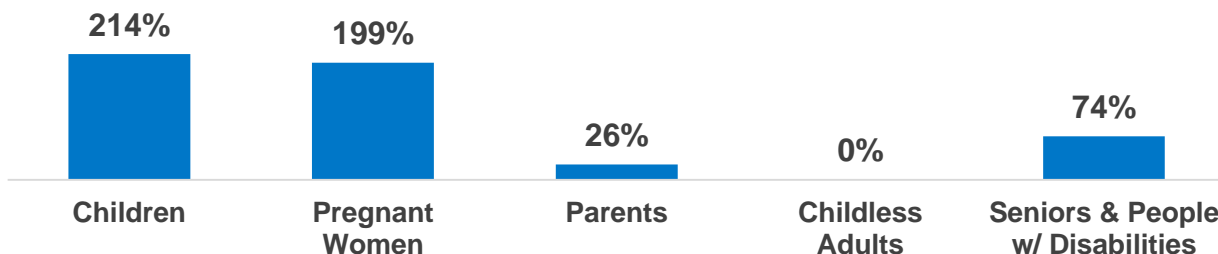
**55%**  
of adult Medicaid enrollees are working in MS

**67%**  
of children with special health care needs are covered by Medicaid in MS

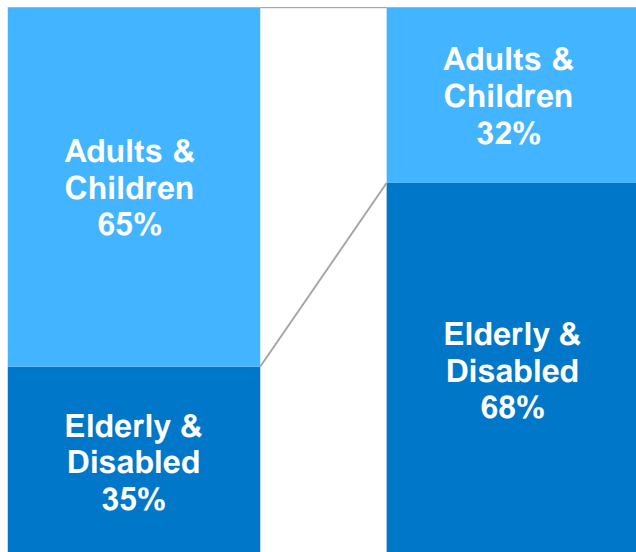


**100% of FPL:** \$21,330 for a family of three; \$12,490 for an individual

## MS Eligibility Levels (as a % of FPL)



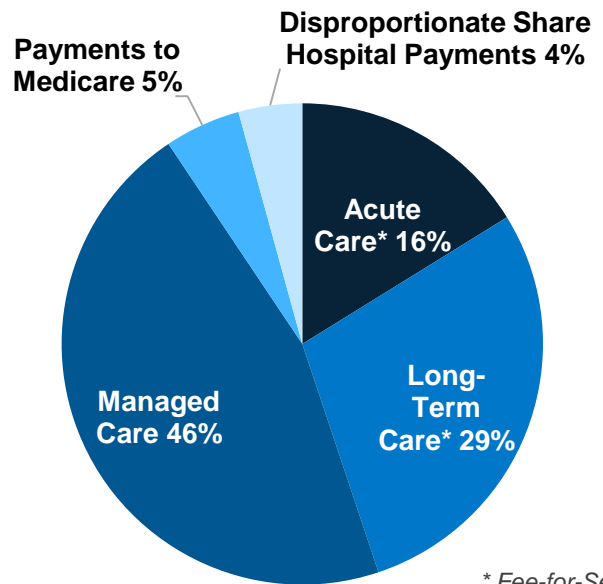
## MS Medicaid Enrollees & Expenditures



Enrollees

Expenditures

## Total MS Medicaid Spending by Service: \$5.3 Billion



\* Fee-for-Service

## Nationally Medicaid Pays For:

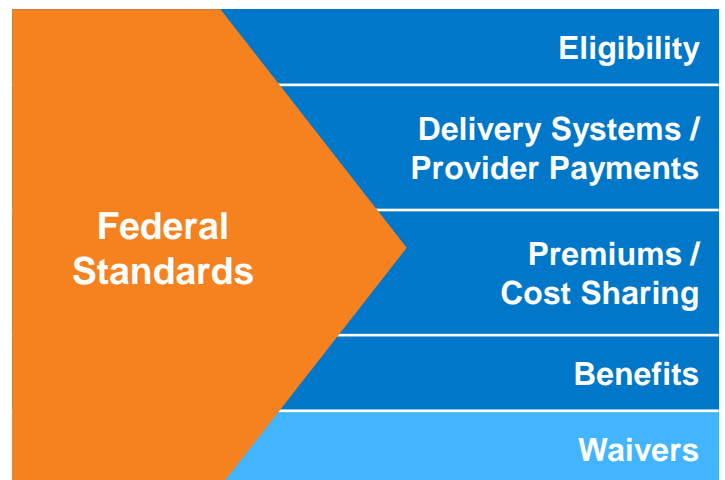


1 in 6 dollars in the health care system

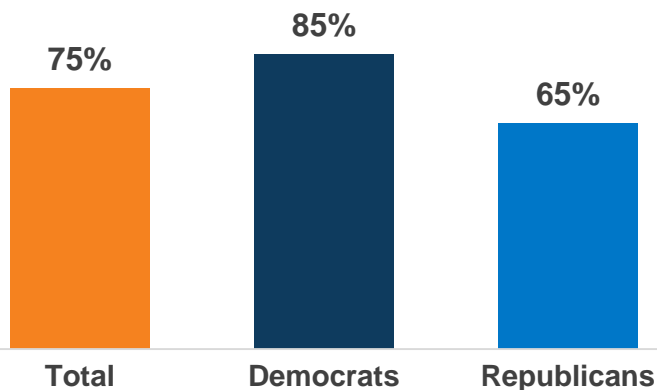


1 in 2 dollars on long-term services and supports

## States Have Flexibility in Their Medicaid Design



## National Share of Those that Hold Favorable Views of Medicaid



## National Access & Satisfaction Measures

