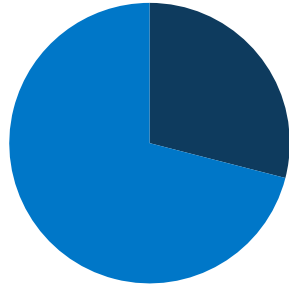
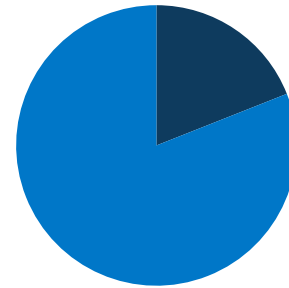


1 million
total MT population



29%
of MT
population is
low-income
(<200% FPL)



19%
of MT
population is
covered by
Medicaid/CHIP

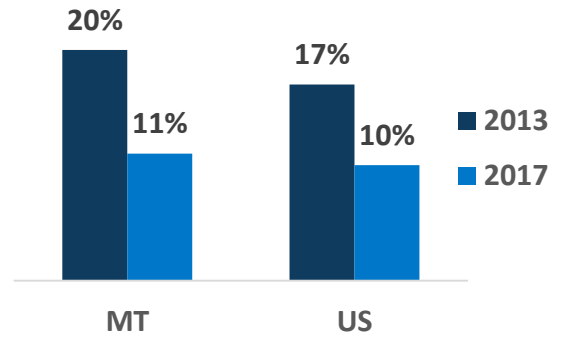
MT Expansion

Status:
Adopted

Adults in
Expansion Group:
85,200



Uninsured Rates



In MT, Medicaid Covers:



1 in 7 adults,
ages 19-64



2 in 5 children



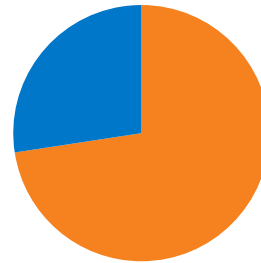
**3 in 5 nursing
home residents**



**1 in 3 individuals
with disabilities**

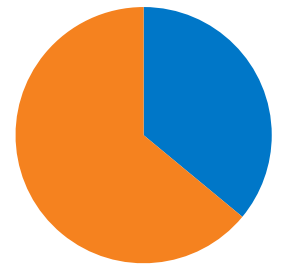


**1 in 8 Medicare
beneficiaries**



73%
of adult Medicaid
enrollees are working
in MT

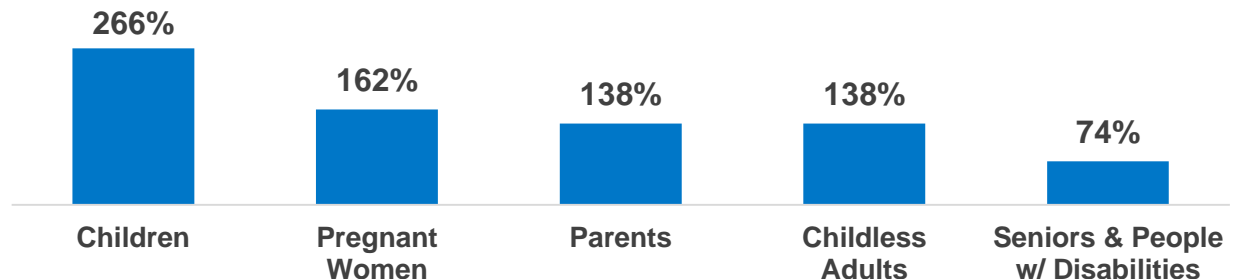
64%
of children with special
health care needs are
covered by Medicaid in MT



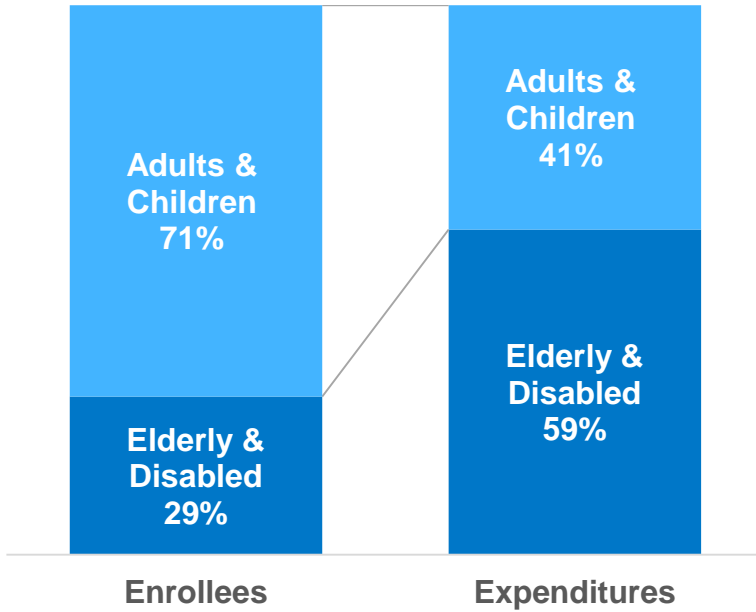
100% of FPL: \$21,330 for a family of three; \$12,490 for an individual

MT Eligibility Levels

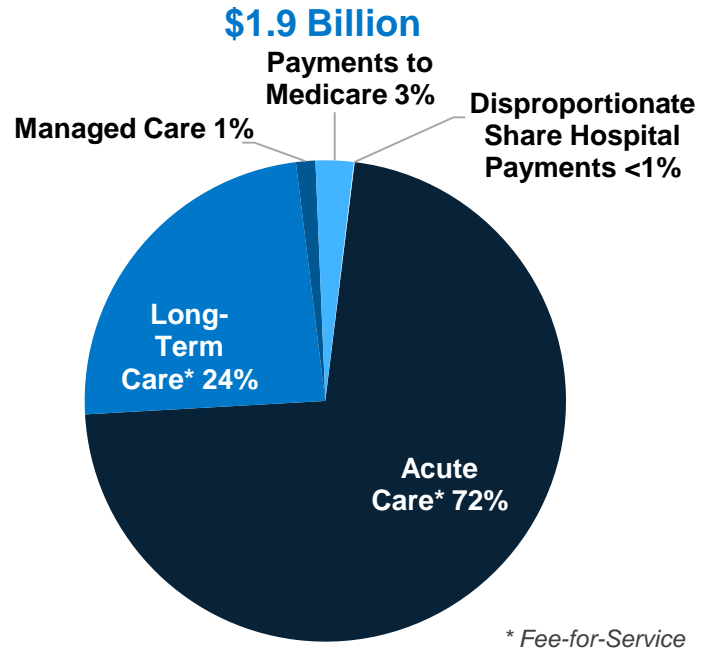
(as a % of FPL)



MT Medicaid Enrollees & Expenditures



Total MT Medicaid Spending by Service: \$1.9 Billion



Nationally Medicaid Pays For:

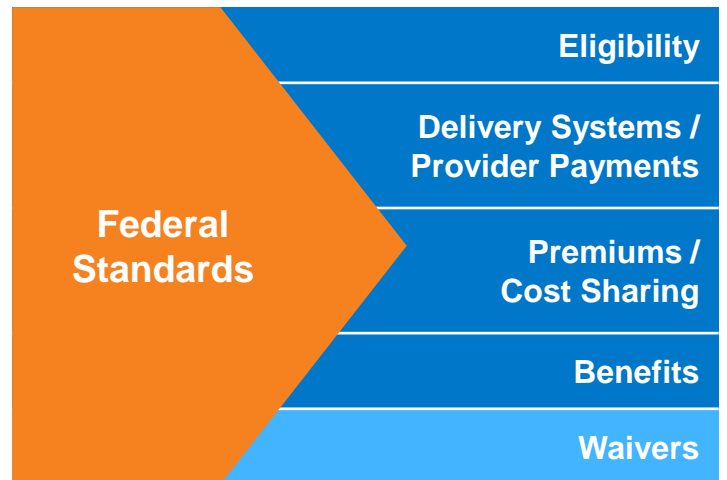


1 in 6 dollars in the health care system

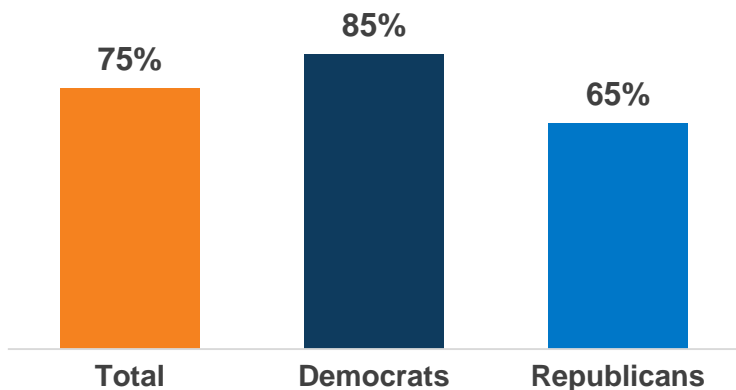


1 in 2 dollars on long-term services and supports

States Have Flexibility in Their Medicaid Design



National Share of Those that Hold Favorable Views of Medicaid



National Access & Satisfaction Measures

