

**3,012,000** children and adults are enrolled in North Carolina Medicaid

## Among all Medicaid enrollees in North Carolina:

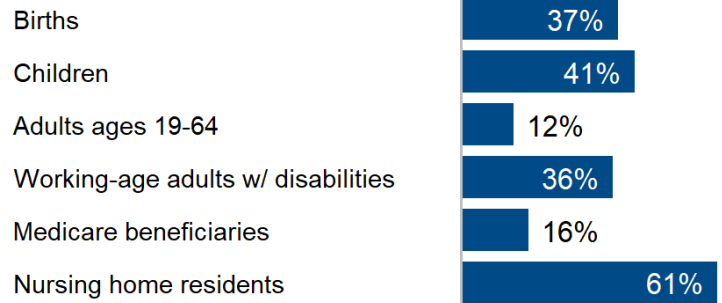
**2 in 5 (43%)** are children

**1 in 4 (26%)** live in a rural area

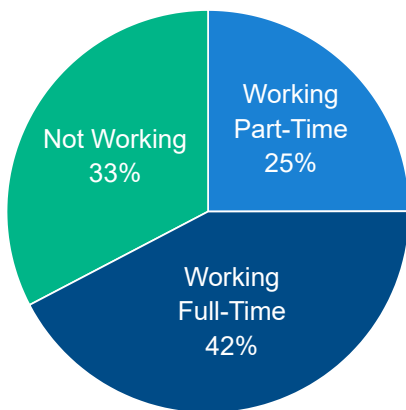
**1 in 6 (18%)** have three or more chronic conditions

NC expansion status: **Adopted** Adults in expansion group: **481,000**

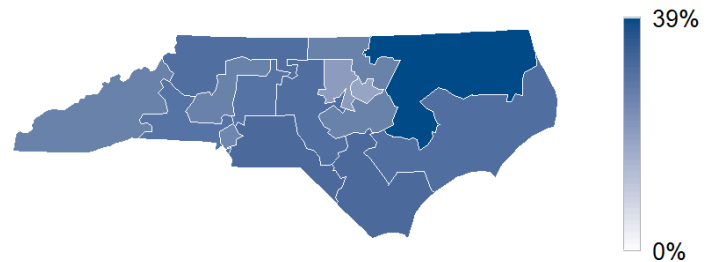
## In North Carolina, Medicaid covers...



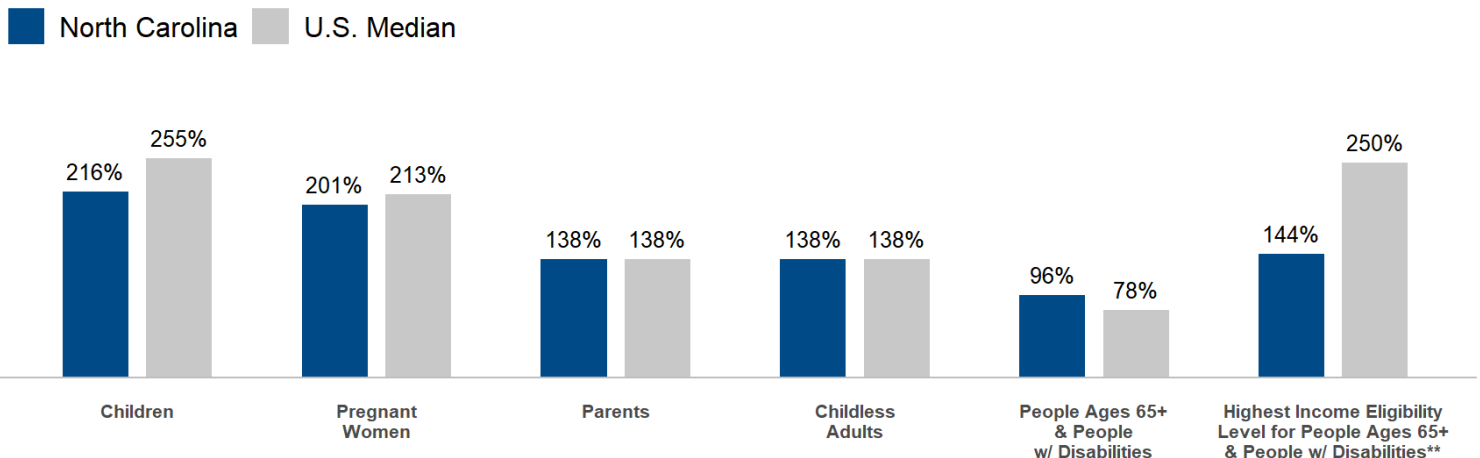
## A majority (67%) of Medicaid adults are working in North Carolina



## Medicaid covers from 18% to 39% of people in NC's congressional districts



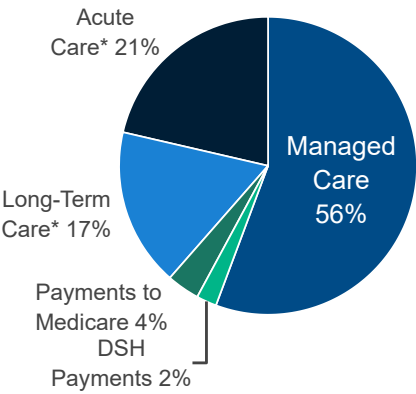
## Medicaid eligibility limits as a percent of the federal poverty level (FPL)\*



\*The FPL in 2025 is \$26,650 for a family of three and \$15,650 for an individual.


\*\*To qualify for Medicaid at the higher income eligibility levels, individuals must meet requirements for the buy-in program for working age people with disabilities.

Total Medicaid spending in North Carolina is \$19.4 billion



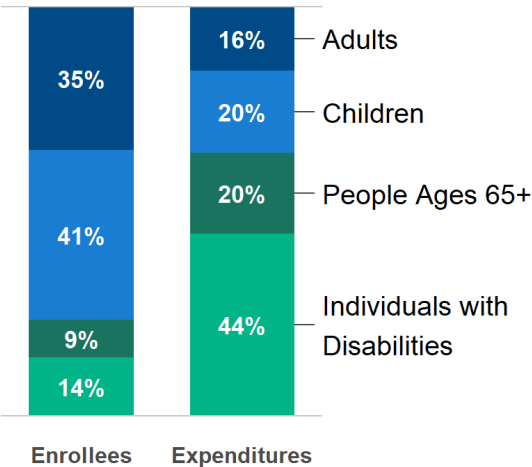
\*Fee-for-Service

Financing for Medicaid is shared by states and the federal government; North Carolina receives \$14.2 billion in federal Medicaid funding



Federal funding is 73% of total Medicaid spending in North Carolina

In North Carolina Medicaid, people ages 65+ and people with disabilities are 23% of enrollees but account for 64% of spending

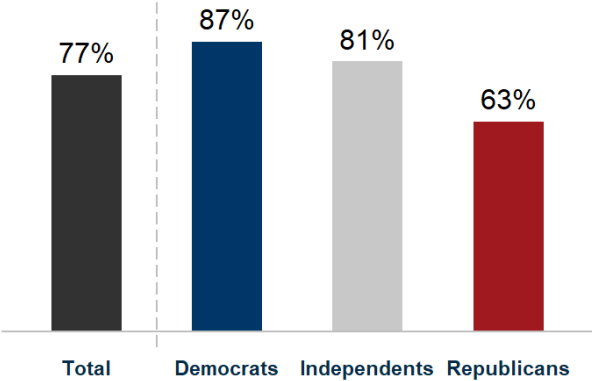


Per enrollee Medicaid spending is higher for individuals receiving home care

	Home care	Institutional care
Per-enrollee spending	\$40,978	\$20,675
Number of enrollees	66,700	4,100
People on waiting lists*	18,644	

\*A waiting list includes people who are interested in, but are not receiving, home care.

Most Americans hold favorable views of Medicaid



Nationally, access to care is similar for adults with Medicaid and private insurance

