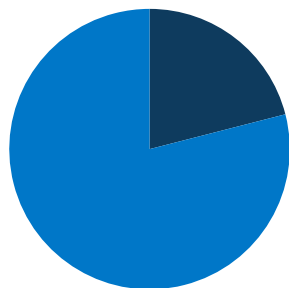
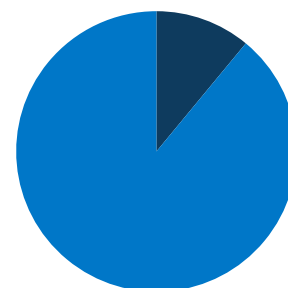


726,000
total ND population



21%
of ND
population is
low-income
(<200% FPL)



11%
of ND
population is
covered by
Medicaid/CHIP

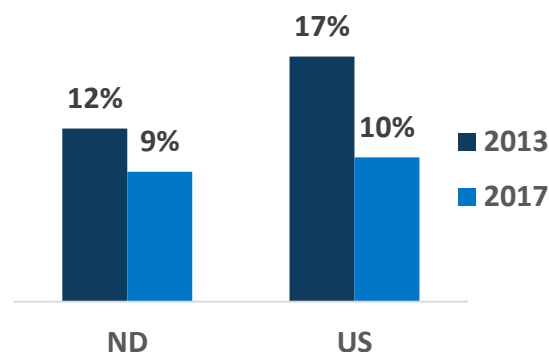
ND Expansion

Status:
Adopted

Adults in
Expansion Group:
21,000



Uninsured Rates



In ND, Medicaid Covers:



1 in 13 adults,
ages 19-64



1 in 5 children



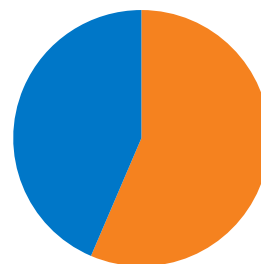
**1 in 2 nursing
home residents**



**1 in 4 individuals
with disabilities**

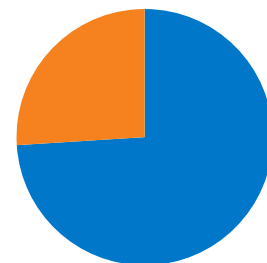


**1 in 9 Medicare
beneficiaries**



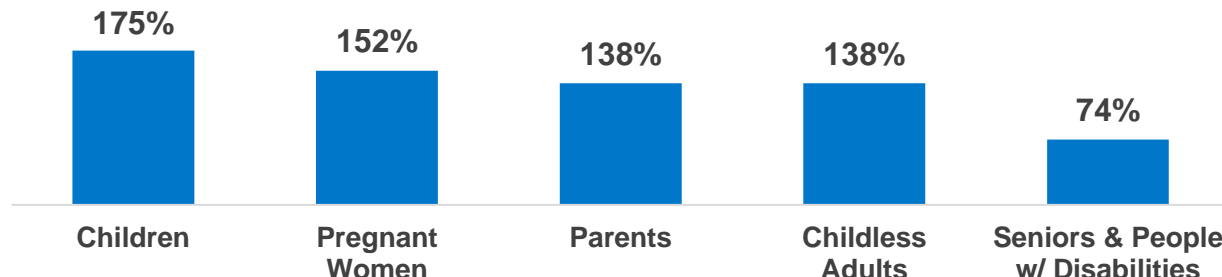
56%
of adult Medicaid
enrollees are working
in ND

26%
of children with special
health care needs are
covered by Medicaid in ND

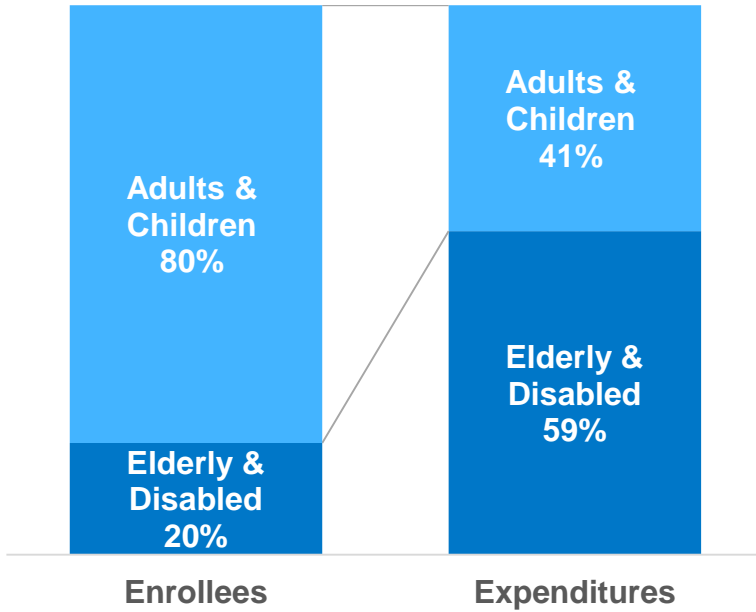


100% of FPL: \$21,330 for a family of three; \$12,490 for an individual

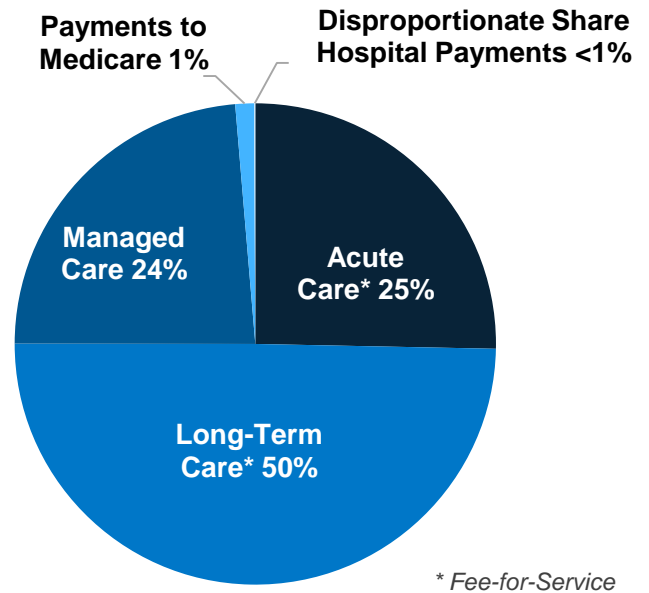
ND Eligibility Levels (as a % of FPL)



ND Medicaid Enrollees & Expenditures



Total ND Medicaid Spending by Service: \$1.2 Billion



Nationally Medicaid Pays For:

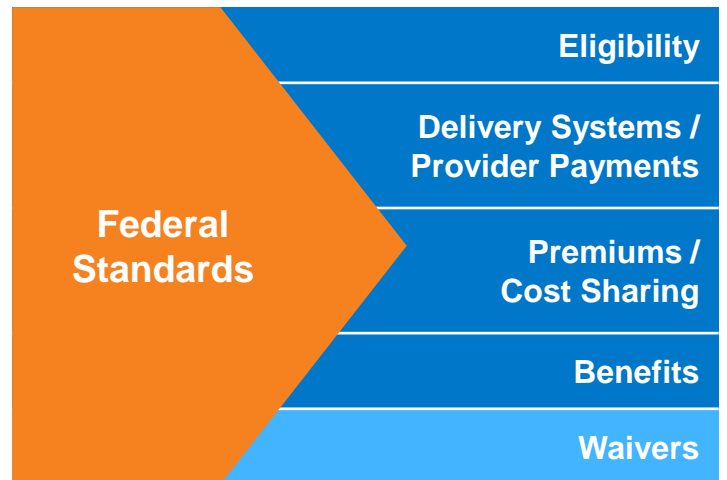


1 in 6 dollars in the health care system

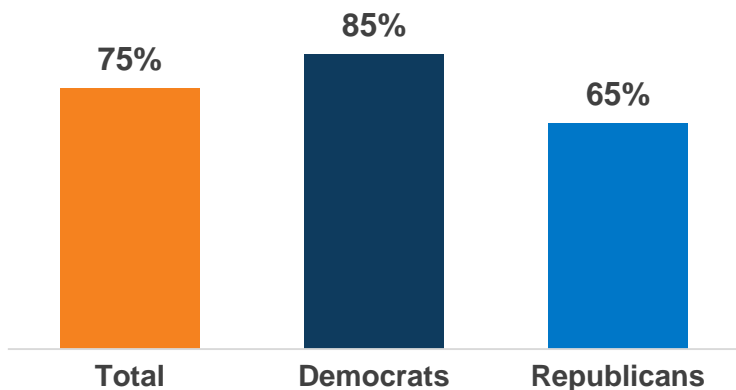


1 in 2 dollars on long-term services and supports

States Have Flexibility in Their Medicaid Design



National Share of Those that Hold Favorable Views of Medicaid



National Access & Satisfaction Measures

