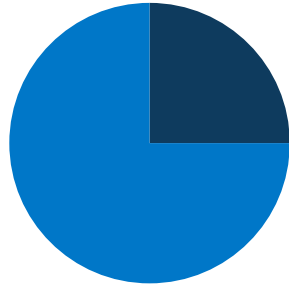
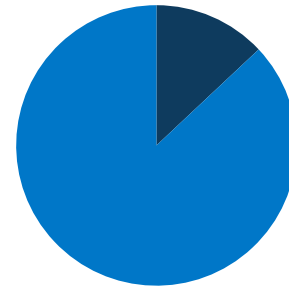


1.9 million
total NE population



25%
of NE population is low-income (<200% FPL)



13%
of NE population is covered by Medicaid/CHIP

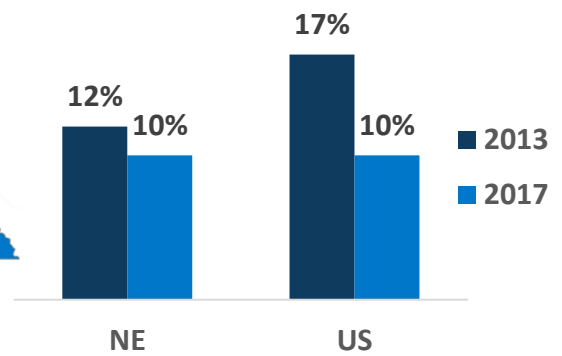
NE Expansion

Status:
Adopted

Passed 2018 Ballot Initiative, Not Yet Implemented



Uninsured Rates



In NE, Medicaid Covers:

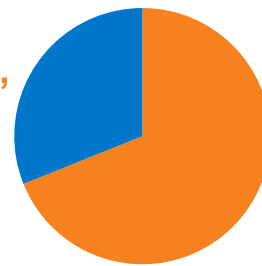
1 in 14 adults, ages 19-64

1 in 4 children

1 in 2 nursing home residents

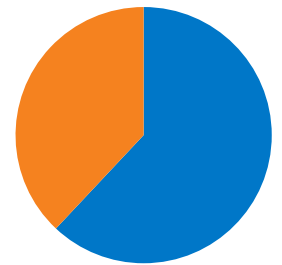
1 in 4 individuals with disabilities

1 in 8 Medicare beneficiaries



69%
of adult Medicaid enrollees are working in NE

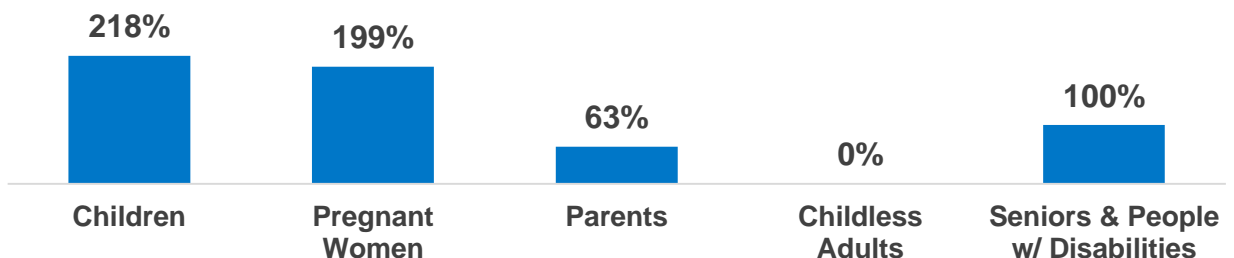
38%
of children with special health care needs are covered by Medicaid in NE



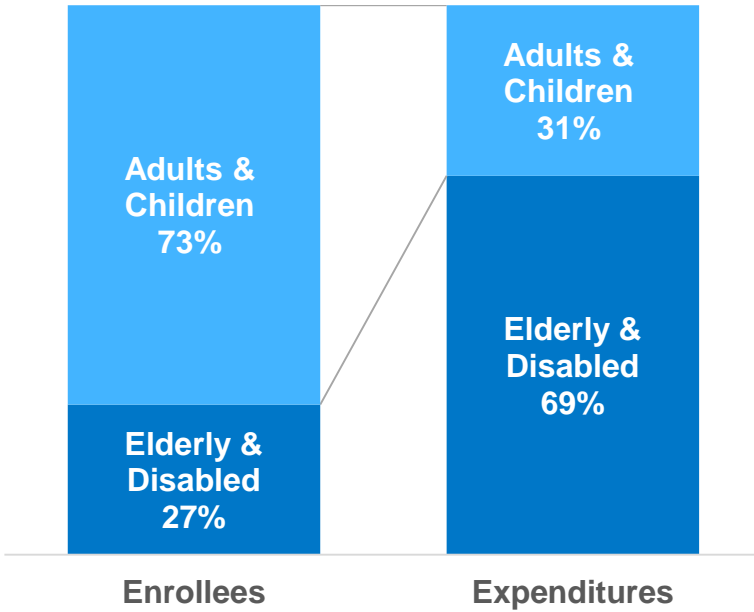
100% of FPL: \$21,330 for a family of three; \$12,490 for an individual

NE Eligibility Levels

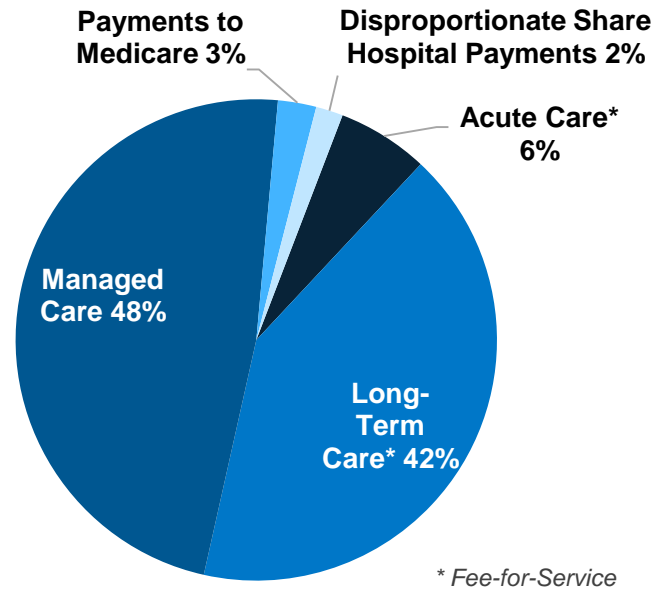
(as a % of FPL)



NE Medicaid Enrollees & Expenditures



Total NE Medicaid Spending by Service: \$2.2 Billion



Nationally Medicaid Pays For:

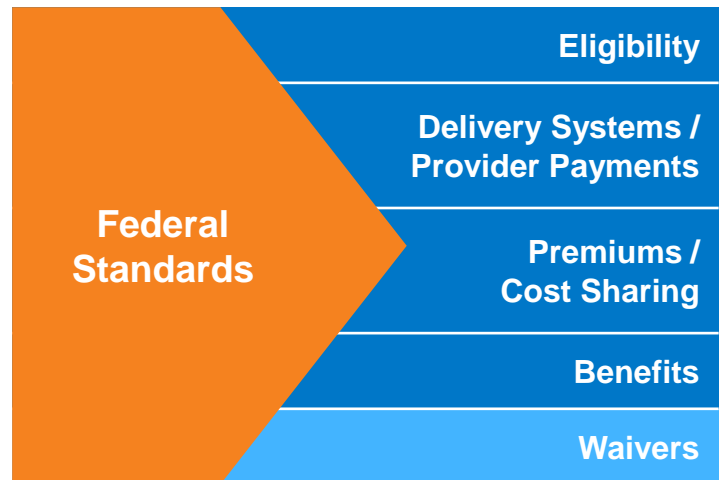


1 in 6 dollars in the health care system

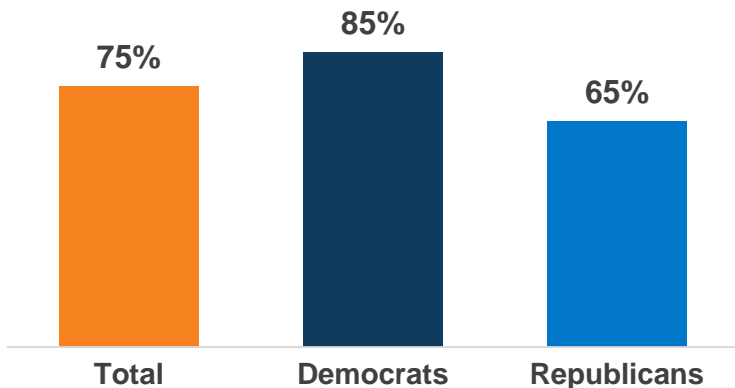


1 in 2 dollars on long-term services and supports

States Have Flexibility in Their Medicaid Design



National Share of Those that Hold Favorable Views of Medicaid



National Access & Satisfaction Measures

