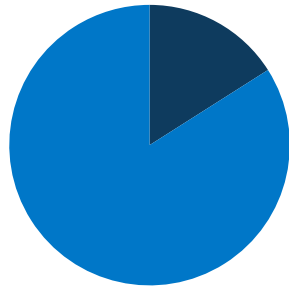
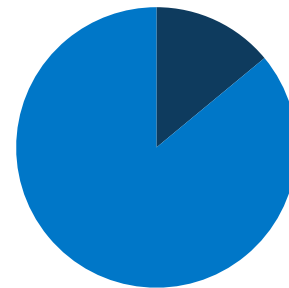


1.3 million
total NH population



16%
of NH population is low-income (<200% FPL)



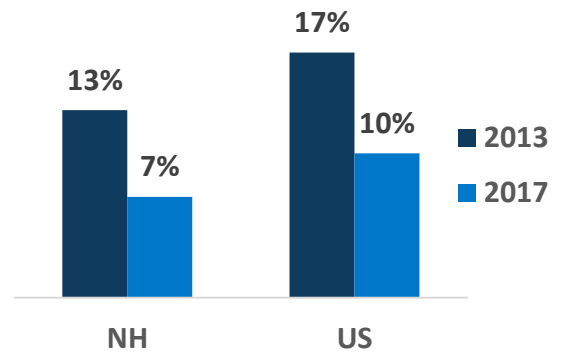
14%
of NH population is covered by Medicaid/CHIP

NH Expansion Status:
Adopted

Adults in Expansion Group:
57,000



Uninsured Rates



In NH, Medicaid Covers:

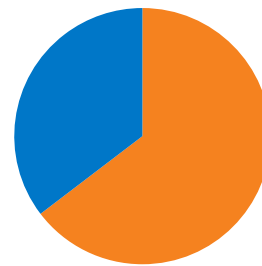
1 in 10 adults, ages 19-64

1 in 3 children

2 in 3 nursing home residents

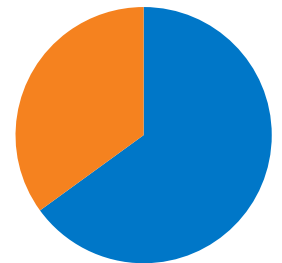
1 in 4 individuals with disabilities

1 in 8 Medicare beneficiaries



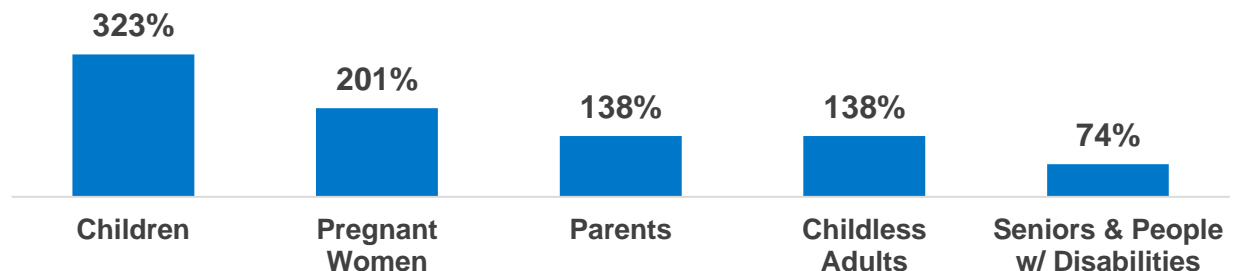
65%
of adult Medicaid enrollees are working in NH

35%
of children with special health care needs are covered by Medicaid in NH

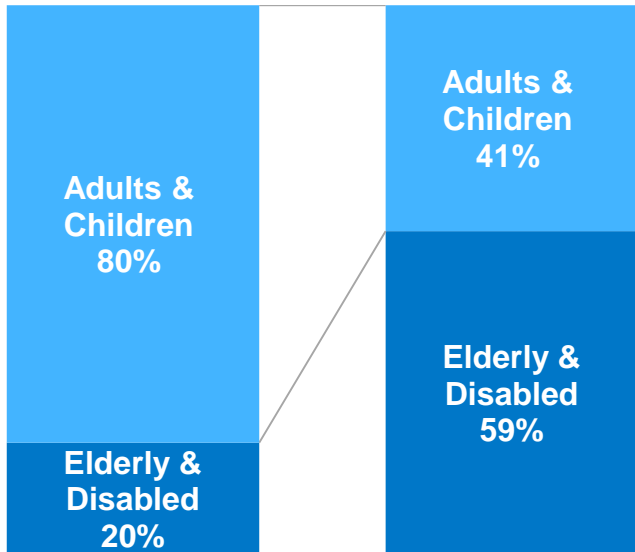


100% of FPL: \$21,330 for a family of three; \$12,490 for an individual

NH Eligibility Levels (as a % of FPL)



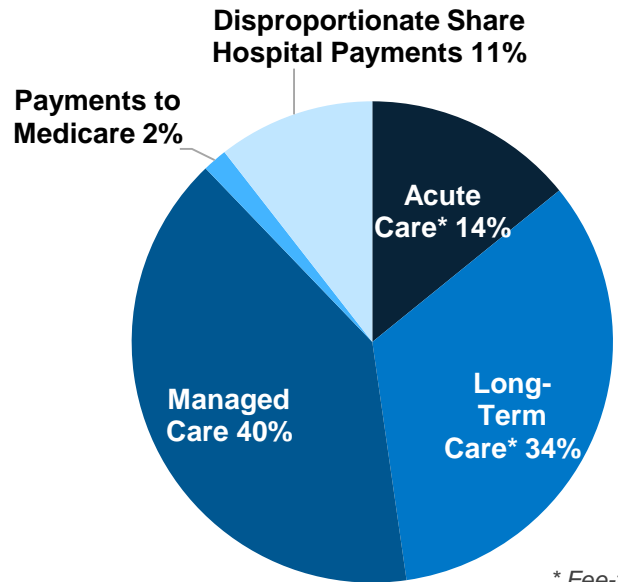
NH Medicaid Enrollees & Expenditures



Enrollees

Expenditures

Total NH Medicaid Spending by Service: \$2.2 Billion



* Fee-for-Service

Nationally Medicaid Pays For:

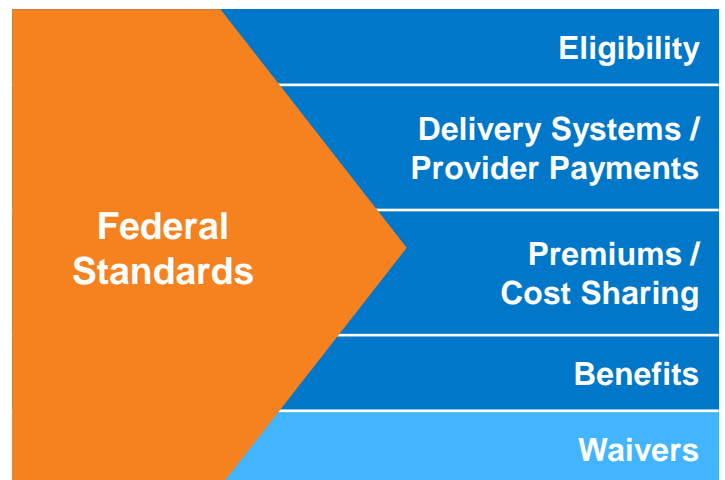


1 in 6 dollars in the health care system

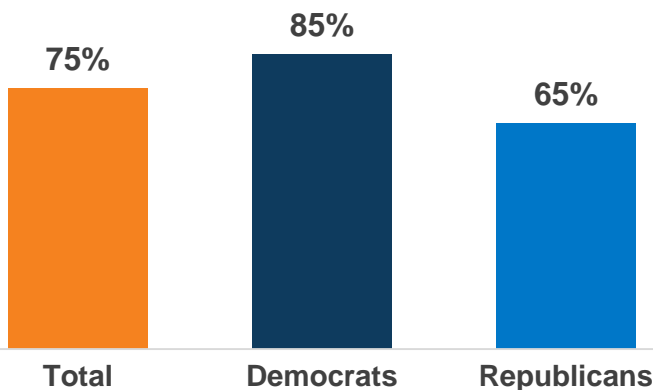


1 in 2 dollars on long-term services and supports

States Have Flexibility in Their Medicaid Design



National Share of Those that Hold Favorable Views of Medicaid



National Access & Satisfaction Measures

